

Starlight

3

Virginia Evans - Jenny Dooley
Ksenia Baranova - Victoria Kopylova
Radislav Millrood

Student's Book



Part 2


PROSVESHCHENIYE
PUBLISHERS



Express Publishing



Звёздный английский



АНГЛИЙСКИЙ ЯЗЫК

3 класс

Учебник для общеобразовательных
учреждений и школ
с углублённым изучением
английского языка

В двух частях
Часть 2

Рекомендовано Министерством
образования и науки
Российской Федерации



Москва
Express Publishing
«Просвещение»
2011

УДК 373.167.1:811.111
ББК 81.2Англ-922
А64

Серия «Звёздный английский» основана в 2009 году.

На учебник получены положительные заключения Российской академии наук (№ 10106-5215/429 от 01.11.2010 г.) и Российской академии образования (№ 01-5/7д-611 от 20.10.2010 г.).

Авторы: К.М. Баранова, Д. Дули, В.В. Копылова, Р.П. Мильруд, В. Эванс
Authors: Virginia Evans, Jenny Dooley, Ksenia Baranova, Victoria Kopylova, Radislav Millrood

Acknowledgements

We would like to thank all the staff at Express Publishing who have contributed their skills to producing this book. Thanks for their support and patience are due in particular to: Meryl Philips (Editor-in-Chief), Julie Rich (senior editor); Alex Barton (senior production controller) and the Express Publishing design team; and Emily Newton, Kevin Harris, Daniel Parker, Erica Thompson and Timothy Forster. We would also like to thank those institutions and teachers who piloted the manuscript, and whose comments and feedback were invaluable in the production of the book.

© Virginia Evans, Jenny Dooley, Ksenia Baranova, Victoria Kopylova, Radislav Millrood 2010

Colour Illustrations: ©Express Publishing, 2010

Illustrated by Jim Biggins, Kieran Ferguson, Alexandra Lewis, Alan Shephard ©Express Publishing, 2010

While every effort has been made to trace all the copyright holders, if any have been inadvertently overlooked the publishers will be pleased to make the necessary arrangements at the first opportunity.

Английский язык. 3 класс : учеб. для общеобразоват. учреждений и шк. с углубл. изучением
А64 англ. яз. В 2 ч. Ч. 2 / [К.М. Баранова, Д. Дули, В.В. Копылова и др.]. – М. : Express Publishing :
Просвещение, 2011. – 136 с. : ил. – (Звёздный английский). – ISBN 978-5-09-020939-7.

УДК 373.167.1:811.111
ББК 81.2Англ-922

Учебное издание

Серия «Звёздный английский»

Баранова Ксения Михайловна
Дули Дженни
Копылова Виктория Викторовна
Мильруд Радислав Петрович
Эванс Вирджиния

Английский язык

3 класс

Учебник для общеобразовательных учреждений
и школ с углублённым изучением английского языка

В двух частях

Часть 2

Центр группы германских языков
Руководитель Центра *В.В. Копылова*
Зам. руководителя Центра по проектам *И.Н. Темнова*
Руководитель проекта *Ю.А. Смирнов*
Выпускающий редактор *М.А. Семичев*
Редактор *Е.Ю. Туйцына*
Корректоры *И.Б. Окунева, Н.М. Кочергина*

Налоговая льгота — Общероссийский классификатор продукции ОК 005-93 - 953000. Изд.лиц. Серия ИД № 05824 от 12.09.01. Подписано в печать 28.01.11. Формат 60х90/8. Бумага мелованная. Гарнитура Прагматика. Печать офсетная. Уч.-изд. л. 11,41. Тираж 30 000 экз. Заказ № 607.

Открытое акционерное общество «Издательство «Просвещение». 127521, Москва, 3-й проезд Марьиной рощи, 41.
Express Publishing, Liberty House, New Greenham Park, Newbury, Berkshire RG19 6HW Tel.: (0044) 1635 817 363 Fax:
(0044) 1635 817 463 e-mail: inquiries@expresspublishing.co.uk <http://www.expresspublishing.co.uk>

Отпечатано в полном соответствии с качеством предоставленных издательством материалов в ОАО «Тверской
ордена Трудового Красного Знамени полиграфкомбинат детской литературы им. 50-летия СССР».
170040, г. Тверь, проспект 50 лет Октября, 46. ☎

ISBN 978-5-09-020939-7(2)
ISBN 978-5-09-023740-6(общ.)

© Express Publishing, 2011
© Издательство «Просвещение», 2011
Все права защищены

Contents

Module 5	Where's Alvin?	p. 4
Module 6	In the Old House	p. 20
Starlight Club 4	p. 36
Module 7	My New Clothes	p. 42
Module 8	At the Animal Park	p. 58
Starlight Club 5	p. 74
Module 9	Fairy Cakes	p. 80
Module 10	Another Lovely Day!	p. 96
Starlight Club 6	p. 112
Mother's Day	p. 118
Грамматический справочник	p. 120
Словарь	p. 124

5 Where's Alvin?

1 Listen, point and repeat.



2 Listen and colour the items.



Let's play!

1 What's his name?



B ? ? ?

2 What's her name?




3 Now ask and answer.

A: What colour is his TV?

B: Blue.

4 Now write your Secret Agent name.

5 Listen, point and repeat.



bookcase



clock



wardrobe



cupboard



table



armchair

6 Read the sentences and find the words.

1 You can sleep on this.	bed
2 You can put your clothes in this.
3 You can watch your favourite programme on this.
4 You can call your friend with this.
5 You can write an email on this.
6 You can listen to music on this.
7 You can put your books in this.
8 You can tell the time with this.

- bed
- TV
- clock
- radio
- computer
- wardrobe
- bookcase
- phone



Possessive adjectives (GR 120)

I – my
 you – your
 he – his
 she – her
 it – its
 we – our
 you – your
 they – their

We use possessive adjectives when we want to show that something belongs to somebody.

I'm Tony. This is **my** brother.



1 Read and complete the sentences.



1 I'm George.
 This is **my** bike.



2 We're brothers.
 This is cake.



3 She's my friend.
 name is Sue.



4 Nice to meet you.
 What's name?



5 They're sisters.
 names are
 Liz and Ann.



6 This is my brother.
 name is Tom.



2 Complete the sentences. Use: **my, your, his, her, their** or **our**.

1 Look at Joe and **his** new kite.

2 Hello! What's name?

3 That's Emma and that's
 radio.

4 This is Mary and this is David. That is
 dog.

5 Hi! name's Sarah.

6 We're Bob and Kelly. This is
 computer.

7 This is my brother. name's
 John.

8 Is this chair, Tom?

3 Read and choose the right words.



1 This is Alvin.
My/**His** hat is green.



4 **Your/Her** bedroom is really nice, Danny.



2 I'm George.
This is **my/his** computer.



5 We're Jason and Barbara.
Look at **your/our** bikes.



3 This is Sally.
Look at **his/her** cat.



6 They are farmers.
Our/Their names are John and Peter.

4 Look and complete the sentences.



1 A: **Who's that?**
B: **That's** Tom and that's **his** desk.



2 A: ?
B: Alex and that's friend.



3 A: ?
B: Jill and that's schoolbag.



4 A: ?
B: Johnny and that's mum.



5 A: ?
B: Peter and that's Mark. That's cat.



6 A: ?
B: Kevin and that's his grandpa. name's Bob.

Prepositions of place (GR 120)



on



in



under



behind



next to

1 Look, read and answer.

Which letter is ...

- 1 behind the picture?
- 2 in the wardrobe?
- 3 next to the picture?
- 4 on the wardrobe?
- 5 under the wardrobe?



★ Where's Erlina? Reorder the letters to find out.

Erlina's under the

2 Complete the sentences.

- 1 Where's the doll?
It's **in** the bus.



- 2 Where's the umbrella?
It's the bed.



- 3 Where's Jack?
He's the sofa.



- 4 Where's the boy?
He's the tree.

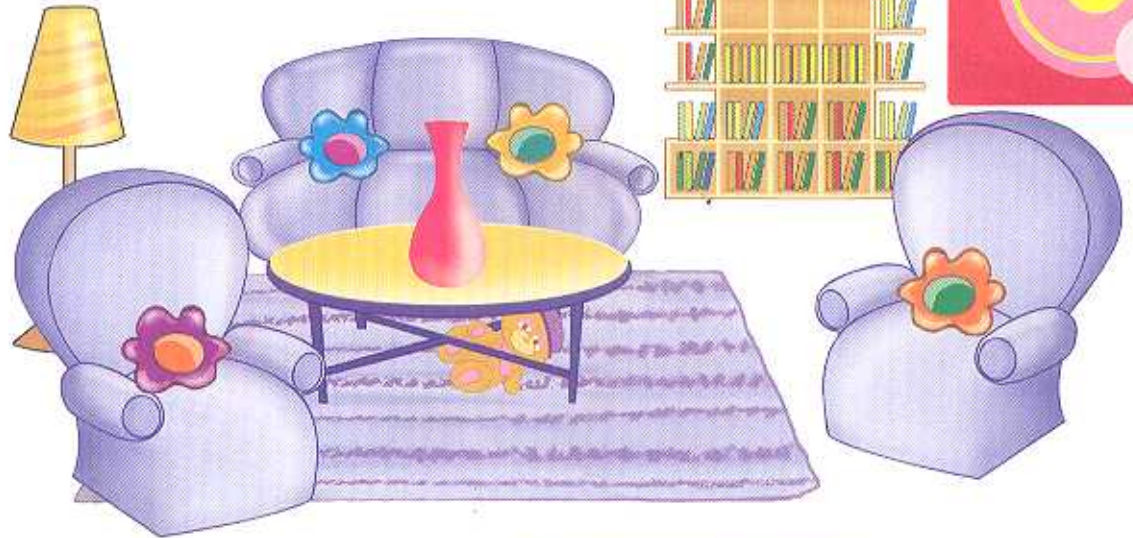


- 5 Where's the pencil?
It's the notebook.



Where's Alvin?

3 Look, read and complete.



- 1 The picture is **next to** the bookcase.
- 2 The books are the bookcase.
- 3 The teddy bear is the table.
- 4 The vase is the table.
- 5 The lamp is the armchair.



4 Listen and draw a ball.



5 Where's Alvin?

1 Listen and read the dialogue.



2 Read the dialogue again and find the number of the picture.

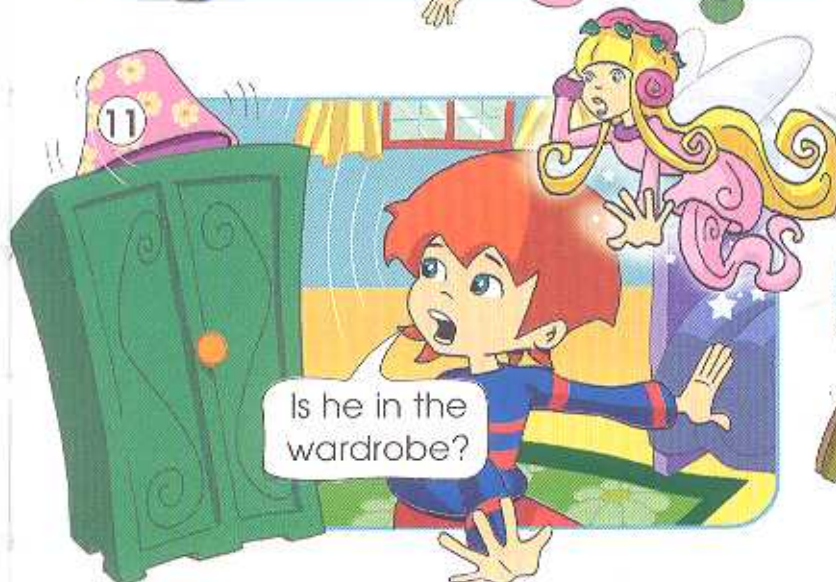

1 *Hi, Harry.*

picture 2

3 *I'm under the desk.*

2 *Quick! Hide!*

4 *He's on the wardrobe!*



Do you like the story? Choose.



5 Where's Alvin?

1 Listen, point and repeat.



sofa



mirror



CD



football team

2 Sing along!



Oh where is Alvin?
Where can he be?
Come, look for Alvin,
Come, look with me.

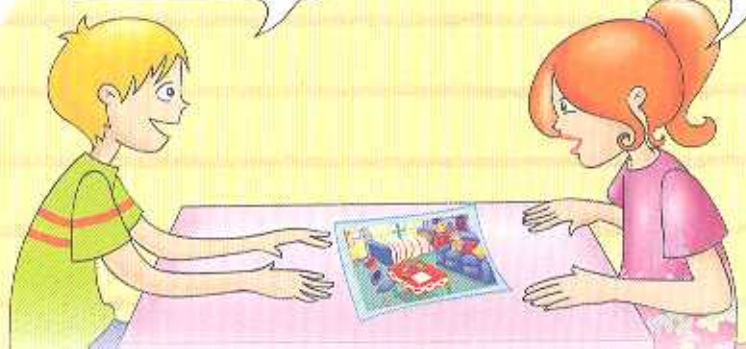
Is he on the table?
Is he on the chair?
Is he on the sofa
With the teddy bear?



Let's play!

Where's Alvin?

Is he behind the sofa?



3



Look, read the text and correct the mistakes.

Hi! My name's Lucas and this is my room. My bed is 1) red and white – my football team's colours! My 2) trains and CDs are in my bookcase. That's my new 3) TV on my desk. My room is cool!



4

Portfolio:

Write about your room. Draw or stick photos.

FUN TIME

The same word is missing from the following proverbs. Which word is it?

Choose: *sofa, home, bed, clock.*

..... sweet

An Englishman's is his castle.

..... is where the heart is.

There's no place like

ICT: Find some more proverbs on the same topic. Present them to the class.

Did you Know?

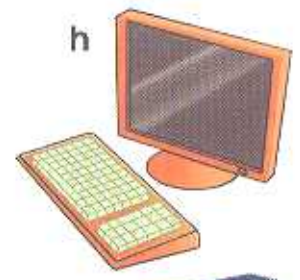
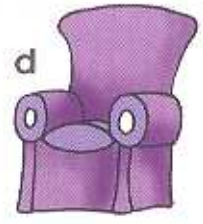
This is a very small house in the UK. It is 3.05 metres x 1.8 metres.



1 Read and fill in the missing letters. Then match.



- 1 bo o kc a s e
- 2 co ___ uter g ___ m ___
- 3 m ___ rr ___ r
- 4 a ___ c ___ a ___
- 5 c ___ mp ___ te ___
- 6 f ___ tb ___ l t ___ m
- 7 cl ___ c ___
- 8 b ___




2 Who says the following sentences? Look at the pictures and tick (✓).



- 1 My bed is red.
- 2 I've got a radio. It's on the bookcase.
- 3 I love my roller skates. They're under the bed.
- 4 I've got a computer. It's on the desk.
- 5 Can you see my teddy bear? It's under the bed.
- 6 What's on my desk? Oh yes, my phone and my radio.

Inga	Ramil
<input type="checkbox"/>	<input type="checkbox"/>
<input type="checkbox"/>	<input type="checkbox"/>
<input type="checkbox"/>	<input type="checkbox"/>
<input type="checkbox"/>	<input type="checkbox"/>
<input type="checkbox"/>	<input type="checkbox"/>
<input type="checkbox"/>	<input type="checkbox"/>

3 Find 8 words.



4 Read and complete the email. Use the words below.

- | | | | |
|---------------|------|----------|---------------|
| house | red | TV | football team |
| computer game | desk | computer | |

- □ ×

From: Tim
To: Max
Subject: My new bedroom

Dear Max,

Guess what! We're in our new 1) **house**. I love my new bedroom. It's really cool! My bed is very big. It's 2) and white because my favourite 3) is Liverpool! I've got a small 4) in my room and I can watch the match every Saturday. I've got a new 5), too. It's on the 6), next to my bed. I can do my homework on it or play a 7) in the afternoon.

What about you? What is your bedroom like? Write and tell me all about it.

Best wishes,
Tim

Sivka-Burka

Listen, point to the pictures, and say the words.



contest



brave



build




tower



ring



princess



Listen and read the story.


This is the Tsar. He lives in a big, beautiful palace and he is very rich. He's got a beautiful daughter, Ana, but he hasn't got any sons. The Tsar is looking for a husband for Ana and someone to be the next Tsar. He decides to have a contest to find a good, brave man for his daughter. He tells his men to build a very tall tower. He tells Ana to go to the top of the tower and sit at the open window. Then he invites all the young men in the land to the palace.

"The man who can jump up with his horse and take the princess' ring can be her husband!" says the Tsar. "This clever man can live here as my son and be the next Tsar!" Ana waits by the window. "Where is my husband?" she asks herself. "Who is the man that can take off my ring?"

★ Look at the picture and complete the sentences.

This is Kirill and his family.

- 1 **Igor** is Kirill's father.
- 2 is Igor's wife.
- 3 is Igor's daughter.
- 4 is Kirill's grandmother.
- 5 is Galina's grandfather.
- 6 is Kirill's brother.



★ Read the story again and choose the right words.

- 1 The Tsar lives in a big **castle/palace**.
- 2 He's got a beautiful **son/daughter**.
- 3 He's looking for a brave **man/woman**.
- 4 His daughter is in a high **tower/tree**.
- 5 The Tsar's daughter is wearing a gold **watch/ring**.

★ 🎧 Let's sing!



Up in the tower,
The tower so tall,
Ana is waiting,
Can you hear Ana call?

Where is my husband?
Where's the next king?
Who can jump up here
And take off my ring?



★ Read the words/sentences first to yourself, then aloud.

/ŋ/ bring, ring, king, sing, thing;

Bring

Bring me

Bring me my rings

Bring me my rings and sing

"Bring me my rings and sing," says the king.



/aʊ/ wow, now, how, bow, brown, tower, flower, shower;

Wow! A brown flower on a brown tower. How can a brown flower be on top of a brown tower? Bow to the brown flower on top of the brown tower!



/tʃ/ chair, cheer, chess, champion, Charlie, Cherry, rich, touch;

Charlie is not rich. But he is a chess champion! Cherry likes Charlie. Cherry wants to be a chess champion, just like Charlie. Don't touch that chair, Cherry! That's Charlie's chair!



★ Fix the letters to spell the words. Read them to your friend.

1 grni

2 cshse

3 obrnw

4 isgn

5 crih

6 tewor

★ Sing.

The rich king
Now in the tower
Is a champion at chess
And sings in the shower!
Bow to the king,
Cheer for the champion,
Bow to the king
Cheer for the champion!



1 What's in the bedroom? Look and put a tick (✓) or a cross (X).

- 0 radio ✓
- 1 wardrobe
- 2 bed
- 3 bookcase
- 4 sofa
- 5 mirror
- 6 computer
- 7 phone
- 8 TV



2 Read and complete.

0 This is Sam. **His** house is big.



1 This is Fiona. bed is pink.



2 I'm Barry. This is computer.



3 We're Mary and Lisa. hands are dirty.



4 Jimmy, is this book?



3 Now look again and choose.

- 0 There's a radio **on/under** the bed.
- 1 There's a bookcase **behind/in** the bed.
- 2 There's a computer **on/next to** the desk.
- 3 There's an umbrella **under/behind** the bed.
- 4 There's a phone **in/under** the desk.
- 5 There's a chair **on/behind** the desk.

Now I can

- say the names of the things in my room/house
- say where things are
- write about my room

in English

6 In the Old House

1 Listen, point and repeat.



2 Which letter is it? Read and find out.

It's in *girl* and in *game*.
It's the letter **g**.

It's in *kitchen* and
in *two*. It's the
letter


There's one in *star*,
but two in *glass*.
It's the letter

There's one in *frog*, but
two in *bathroom*. It's the
letter

It's in *hot* and in *chair*.
It's the letter

3 Reorder the letters. What's the word?

4 Listen, point and repeat.



5 Listen and choose the right picture.

1 Which is Nick's schoolbag?

a

b

2 Where's the fridge?

a

b

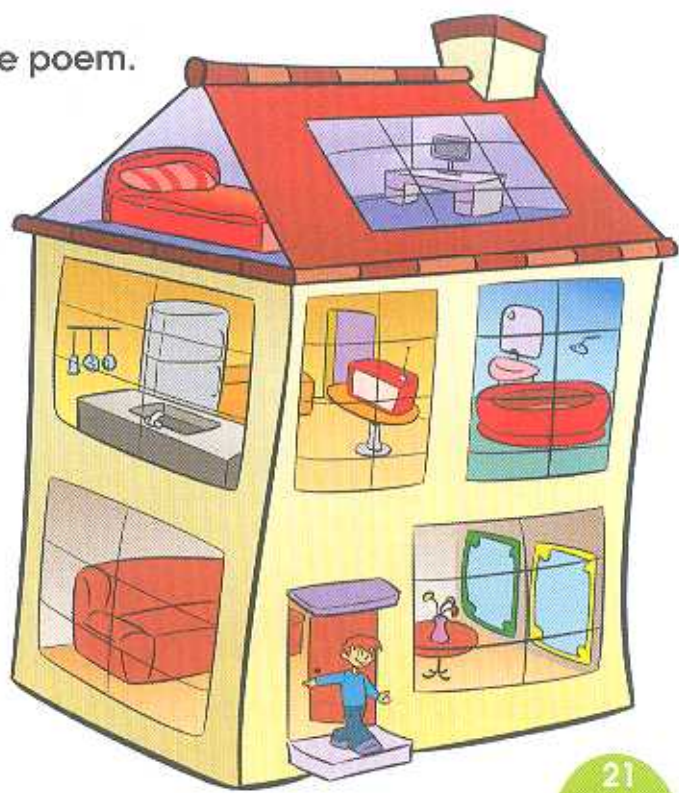
3 Which is Erica's room?

a

b

6 Look at the picture and complete the poem.

In my friend's house
 There's a red 1) TV.
 It's in the kitchen,
 Come and see!
 In my friend's 2)
 There are two mirrors,
 A green mirror here and
 A yellow mirror there!
 In my friend's bathroom,
 The 3) is red.
 And in my friend's bedroom
 There's a lovely 4) bed!



★ There is/There are (affirmative) (GR 120)



There's a mouse on the table.



There are two mice on the bed.

There **is** = There's

★ 1 Look, read and say **yes** or **no**.

- 1 There are four rooms in the house.
- 2 There's a clock in the bedroom.
- 3 There are five spiders in the bathroom.
- 4 There's a TV in the kitchen.
- 5 There's a red sofa in the living room.



★ 2 **Ghostbusters!** Look and say where the ghosts are.



There's a ghost on the bed.

Let's play!

Bedroom!

There's a bed in the bedroom!




3 Complete the sentences. Fill in: **There is** or **There are**.

- 1 **There is** a sofa in the room.
- 2 a bookcase.
- 3 a picture.
- 4 books in the bookcase.
- 5 a teddy bear.
- 6 two armchairs.
- 7 a lamp.
- 8 a vase on the table.




4 Which picture? Read, look and answer.



- 1 There is a piano.
- 2 There is one blue armchair.
- 3 There is a red lamp.
- 4 There are two white sofas.
- 5 There is a wardrobe.
- 6 There is a big window behind the sofa.

- Picture **b**
 Picture
 Picture
 Picture
 Picture
 Picture

There is/There are (interrogative/negative) (GR 120)




1 Look at the picture and answer the questions.

- 1 Is there a lamp in the picture?
- 2 Is there a sink?
- 3 Are there any mirrors?
- 4 Are there any chairs?
- 5 Is there a phone?
- 6 Is there a fridge?




2 Choose. Then talk with your friend.



A: Is there a fridge in your kitchen?
 B: Yes, there is. It's next to the cupboards.

3 Look at the picture and answer the questions.



- 1 Is there a teddy bear on the sofa?
Yes, there is.
- 2 Is there a chair?
.....
- 3 Are there any books on the sofa?
.....
- 4 Is there a teddy bear on the bed?
.....
- 5 Are there any pencils on the table?
.....
- 6 Is there a chair in the room?
.....

4 Look at the pictures and make sentences.



1 bed, desk, cooker
There's a
..... in the bedroom.
There isn't



2 sofa, fridge, armchair
.....
..... in the living room.
.....



3 bath, mirror, two tables
.....
..... in the bathroom.
.....



4 cooker, fridge, armchair
.....
..... in the kitchen.
.....



6 In the Old House

★ Listen and read the dialogue.

1 Oh no! Missy's in the house!
Missy, come back!

2 This is a very old house!
There are spiders in the living room!

3 Cool! There's a frog in the kitchen!
Lee, no!

4 Look! There are mice in the bathroom.
Quick! Close the door, Harry!

5 Help! There's a ghost in the bedroom!

6 Ha, ha!
That's not funny, Alvin!

★ Read the dialogue again and say **yes** or **no**.

- 1 There are spiders in the living room.
- 2 There's a mouse in the kitchen.
- 3 There are frogs in the bathroom.
- 4 There's a bath in the bathroom.



7

Listen! She's in the kitchen.

Where's Missy?



It's very dark in here!

Let's open the curtains.

8



Missy's in the old cooker!

9

Oh, Missy! You're so dirty!



Is there a bath in the bathroom?

10

Yes, but there are mice in the bathroom!



Look! There's a sink in here.

But no water ...

11

Shazam!



12

Missy, you're nice and clean now!

Yes, but we're all dirty!

Do you like the story? Choose. ☹️ 😐 😊

6 In the Old House

1 Listen, point and repeat.



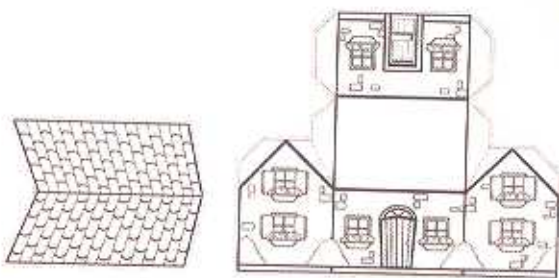
2 Listen and choose **a** or **b**. Then sing along!

- * An *itsy bitsy* house is a
a small house. **b** big house.



Welcome
to my house.
My itsy bitsy house.
It's an itsy bitsy house for two!
There are pictures on the wall.
There's a carpet on the floor.
And curtains in the window, too!
There are pictures on the wall.
There's a carpet on the floor.
And cushions
on the armchair, too!

3 Let's make an *Itsy Bitsy House*!



4 Read the text and complete the sentence.

* There are rooms in Melvyn's house.

Welcome
to my house! There's
a small living room, a
kitchen, a very small bedroom and
a bathroom, too! Look! There are
pictures on the walls! There's a
lovely green carpet in every
room. My small house is so
nice!



5 **Portfolio:** Write about your house. Draw or stick a photo.

FUN TIME

Say the tongue twister as fast as you can!



Do tongue twisters twist your tongue?

Did you Know?

There are different kinds of houses around the world. Here are some:

igloo



Alaska

gel



Mongolia

white houses



Greece

izba



Russia

Do you want to see more houses around the world?
Then visit: <http://www.hgpho.to/wfest/house/house-e.html>



How many things in a house can you name in English? Write them down. Put them in alphabetical order. Check your list with your friends. Who is the winner?

1 Look and label the picture. Use: **bathroom, garden, living room, kitchen and bedroom.**



2 What's the word? Unscramble the letters to find out!

- 1 I like the **ecaptr** you have got in the living room. Is it new?
- 2 There's a lovely **tprcuie** on the wall of his bedroom.
- 3 Open the **cnutrasi**, please. It's very dark in here.
- 4 Have we got any milk in the **fgrdie**?

3 Are the sentences true (**yes**) or false (**no**)? Look at the picture and answer.



- 1 There are two armchairs in the room. **yes**
- 2 There are pictures on the wall.
- 3 There is a book on the table.
- 4 There is a cushion on the carpet.
- 5 There's a lamp in the room.
- 6 There are curtains at the window.
- 7 There's a door next to the window.
- 8 The carpet is dirty.

4 Complete the conversation. What does Julie say to Alex? Take roles and act out.




Julie: Hello.
 Alex: Hi, Julie. Where are you?
 Julie: **1**
 Alex: New flat? Where is it?
 Julie: **2**
 Alex: What's the flat like? Is it big?
 Julie: **3**
 Alex: What about your bedroom?
 Do you like it?
 Julie: **4**
 Alex: Well, it sounds great. When
 can I come and see it?
 Julie: **5**

- a I'm in my new flat.
- b Whenever you want.
- c Well, there are two bedrooms, one for my mum and dad and one for me, a bathroom, a living room and a kitchen.
- d It's in Broad Street.
- e Oh, yes. There is a big wardrobe. I can put all my clothes there!

5 Complete Derek's description of his bedroom.

My room by Derek



In my room there's a **1) (edb)** **bed** (of course!), a **2) (eskd)** and a **3) (VT)** On my desk there is a **4) (ucmotepr)** and some **5) (okbos)** I've got a **6) (ardio)** next to my bed. I sometimes listen to music. There's a blue **7) (cerapt)** on the floor and a **8) (ptruice)** of my grandfather on the wall. There aren't any **9) (acihrs)** in my room. I've got two big **10) (chuosins)** on the floor. When my friends come we sit on them!

Sivka-Burka



Listen, point to the pictures, and say the words.



comb




put on



wave



loud shout



Listen and read the story.

The brothers hear about the contest and they decide to go. "Let us go and try our luck," says Andrei. "Brothers, take me with you to try my luck, too," says Ivanushka. "Stay here, silly boy!" says Sergei. "You can't come with us."

The brothers comb their hair and put on their best clothes. They wave their hats in the air, give a loud shout and ride off on their horses. And so the two brothers go to the contest and leave Ivanushka with his father. Ivanushka goes into the wheat field. "Sivka-Burka, come!" he cries three times. There is a sound of thunder and, in a second, Sivka-Burka is standing next to Ivanushka.

1 Read the story again and write who says the sentences.

- 1 *Let us go and try our luck.*
- 2 *Brothers, take me with you to try my luck, too.*
- 3 *Stay here, silly boy!*
- 4 *Sivka-Burka, come!*

2 Let's sing!



Sivka-Burka!
 Call for Sivka-Burka!
 Call for Sivka-Burka!
 Call for Sivka-Burka now!

Sivka-Burka!
 Come here Sivka-Burka!
 Come here Sivka-Burka!
 Sivka-Burka, please come here!



1 Read the words/sentences first to yourself, then aloud.

/ʃ/ shirt, shine, shake, shelf, shocked, sharpener,
Sheila, mushroom, wish;

Sheila wishes to sell mushrooms when the sun shines.

/dʒ/ jam, job, jumper, orange, magic, magician, juggle;
Jenny has got orange hair. She has got orange
clothes, too. What's Jenny's job? Jenny is a
magician!

/ɔɪ/ noise, join, point, enjoy, toy, boy, Troy, Roy;
Roy is in his room. He's got a friend. His name is
Troy. Troy is an elf boy. Troy likes to dance. "Come
on, Roy!" says Troy. "Join the dance!" Listen! Who's
that? That's Roy's mum. "Oh no! Hide, Troy!" "Roy;
what's that noise?" Roy's mum asks. "It's OK,
Mum," says Roy. "It's just a toy."



2 Say the words. Find the word that is different.

1

shirt
sun
shake
shocked

2

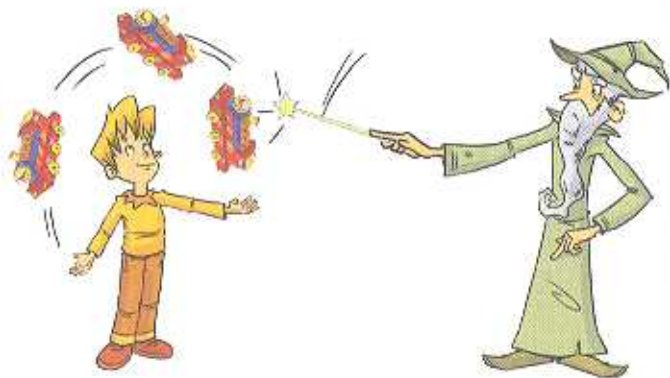
orange
magic
girl
job

3

ball
noise
point
join

3 Let's sing!

The magician shakes his magic wand
And points at the noisy boy,
And now his jumper's orange
And he's juggling with the toy!



★ Look, read and complete the words.



0 picture



1 fride



2 o ke



3 bath r om



4 gh o t



5 car p et



6 kit che

★ Look at the picture and make sentences, as in the examples.



0 There are pictures on the wall.

That's right.

00 There is a mirror on the wall.

That's wrong. There isn't a mirror on the wall.

1 There are two cookers in the room.

2 There is a wardrobe in the room.

3 There are flowers in the vases.

4 There are curtains in the room.

5 There is a carpet on the floor.

★ Read and choose a or b.

0 A: Is there a radio on the table?

B: **a)** Yes, there is.

b) Yes, it is.

1 A: It's very dark in here!

B: **a)** It's very small.

b) Let's open the curtains.

2 A: Where are Ann and Helen?

B: **a)** She's in the living room.

b) They're in the living room.

3 A: What's that?

B: **a)** It's a spider.

b) It's spider.

4 A: Look! There are mice in the bathroom.

B: **a)** It's big.

b) Quick! Close the door!

Now I can

- say the rooms in a house
- say what there is in a room
- say and write about my house

in English

1 Read and choose.

This is my house in London,

- 1) **England**
Australia . It's big.

There is a garden
and a garage for
our car.



the garage
my dad's car



This is
my room.

This is our cottage just outside
Dublin, 2) **Canada**
Ireland . There is a
big garden around
our house.

A lot of birds
come and visit us
every day!



My home is a flat in Paris,

- 3) **France**
Germany . There isn't a garden but
there's a very nice balcony.



There are plants
on our balcony.



2 Which words from the box are about houses? Complete the list. Compare your list with your friend's.

Houses: **country house**,

.....

.....

.....

country house	block of flats	floor
modern	fish	flour
mouth	sleep	garden

3 Which sentences are for the flat (F)? Which sentences are for the country house (C)? Read the texts and answer.



This is our country house in winter. It's very beautiful with all the snow. There is a kitchen, a small living room, a bathroom and three bedrooms. When my cousins visit us, they sleep in my bedroom. I love our country house!

This is a block of flats in Moscow. We live on the third floor. There are two bedrooms, a living room, a kitchen and a bathroom. It's a very modern flat! I like our flat!

- | | |
|--------------------------------------|----------------------------------|
| 1 There are two bedrooms. | 3 It is on the third floor. |
| 2 There is a small living room. | 4 My cousins visit us. |

4 **Portfolio:** Draw or stick a picture of your house. Present it to the class.

1 Look at the picture, find the bugs and point to them.



bee



butterfly




ant



ladybird



spider



worm



2 Now look at the picture again and complete the sentences.

- | | |
|---------------------------------------|---------------------------------|
| 1 The butterfly is in the air. | 4 The ants are the grass. |
| 2 The ladybird is the leaf. | 5 The spider is a branch. |
| 3 The worm is the stone. | 6 The bee is a flower. |

3 It's a Bugs World! Do the quiz and find out how much you know about bugs.

QUIZ

- 1 Another word for bugs is
A insects. **B** pets.
- 2 Ants have got ears.
A True **B** False
- 3 Caterpillars are insects.
A True **B** False
- 4 Butterflies have got eight legs.
A True **B** False
- 5 Ants usually live for years.
A 12 **B** 6
- 6 Butterflies can see red, yellow and green.
A True **B** False
- 7 We call young bees
A kittens **B** house bees.
- 8 Spiders have got legs.
A six **B** eight

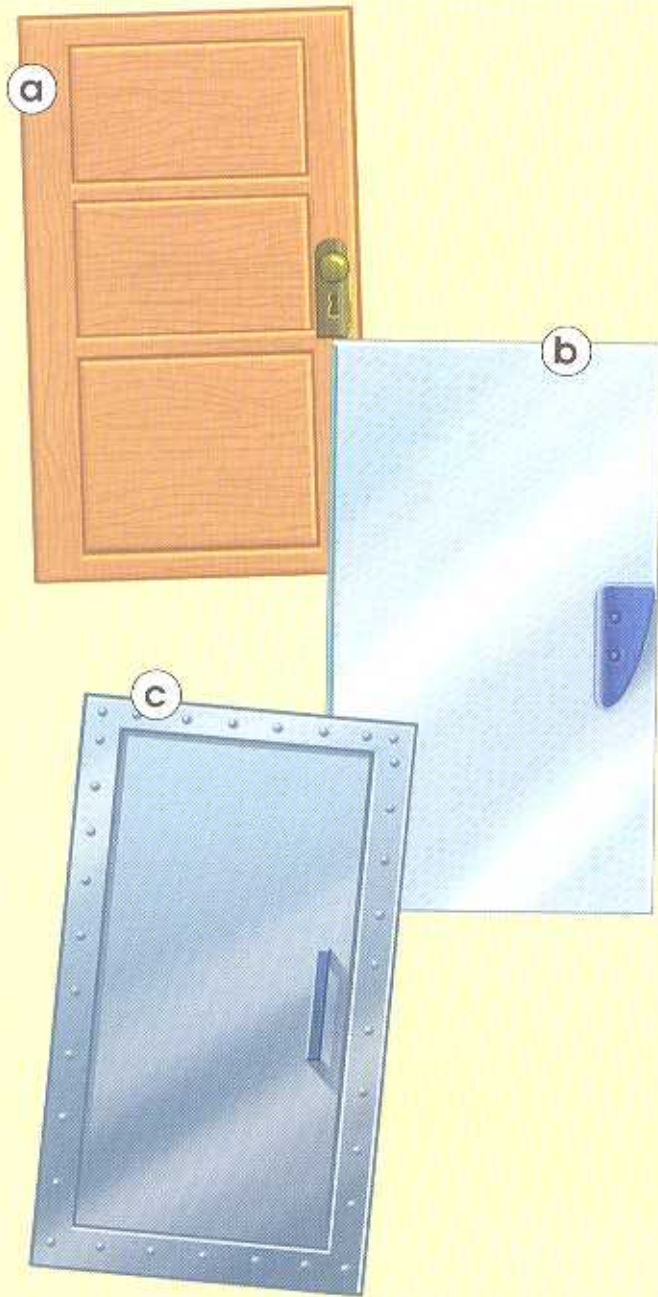


4 Draw your favourite bug! Then write about it:

- What's its name?
- What colour is it?
- How many legs has it got?
- Has it got wings? How many?
- Where does it live?
- What does it eat?

1 Read and match.

2 What's it made of? Look and answer.



- 1 This is a glass door.
- 2 This is an aluminium door.
- 3 This is a wooden door.



- 1 This is an aluminium bin.
- 2
- 3
- 4
- 5
- 6

Troll Tales!



swer.

1 Listen and read the story.



• Now take roles and read.

7 My New Clothes

1 Listen, point and repeat.



shoes



2 Listen and match.

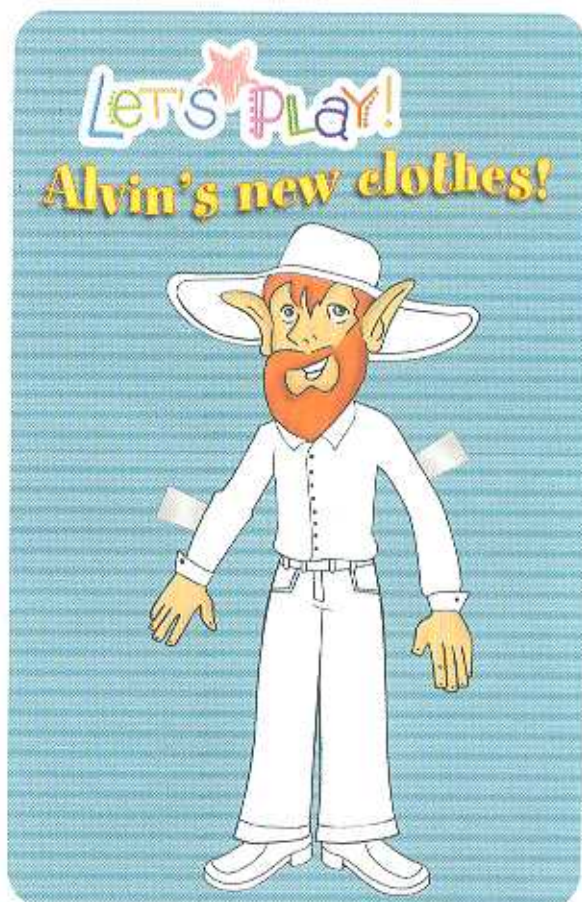
1 Nick


2 Bill



3 May

4 Kim



3  Listen, point and repeat.



4 What's the weather like in Russia? Look at the map and complete the sentences.



- | | |
|----------------------------|-------------------------|
| 1 It's sunny in Moscow. | 4 in Novosibirsk. |
| 2 in St. Petersburg. | 5 in Vladivostok. |
| 3 in Omsk. | |



Present Continuous (affirmative) (GR 120)

I'm wearing my new T-shirt.



We're picking flowers.



Affirmative	
Long form	Short form
I am wearing	I'm wearing
You are wearing	You're wearing
He is wearing	He's wearing
She is wearing	She's wearing
It is wearing	It's wearing
We are wearing	We're wearing
You are wearing	You're wearing
They are wearing	They're wearing

★ Remember: I **am** = I'm He **is** = He's She **is** = She's
 We **are** = We're They **are** = They're

1 Look and make sentences. Use: **pick, listen, jump, play, rain** and **dance**.



1 She's **picking** flowers.



2



3 the piano.



4




5



6 to music.

2 What are they doing? Look and complete the sentences.

- 1 She's playing the guitar.
- 2 reading a book.
- 3 singing.
- 4 playing football.
- 5 picking flowers.

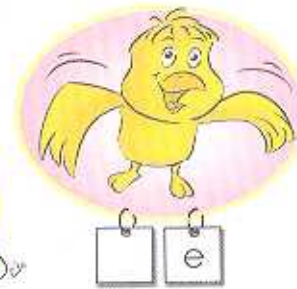


3 Read and match. Find the secret word.

- 1 She's dancing.
- 2 They're wearing big hats.
- 3 It's flying.
- 4 They're running.
- 5 He's eating an ice cream.



s



e



h



s



o

I'm wearing my new 2 5 1 3 4

— — o — — !



Present Continuous (spelling rules) (GR 121)

★ Remember:

It's **raining**.

BUT

We're **getting** wet.

The sun is **shining**.

get + **f** + **-ing** = **getting**

shin**e** - **shining**



1 Put the verbs in their -ing form.

- | | | |
|-------------------------|-----------------|------------------|
| 1 rain - raining | 5 shine - | 9 write - |
| 2 play - | 6 sit - | 10 read - |
| 3 run - | 7 have - | 11 wear - |
| 4 dance - | 8 draw - | 12 drive - |



2 Look and match the pictures to the sentences.



- Oh no! We're getting wet!
- Look! It's having a bath!
- The sun is shining! Let's go to the park!

3 Read and complete the postcard.

Dear Mum and Dad,


We 1) **'re having (have)** a great time here in Spain. It's hot today! The sun 2) **(shine)**. Peter and Mike love the sea! I 3) **(sit)** under my umbrella and Peter 4) **(play)** in the water and he 5) **(get)** wet! Anna and Mike 6) **(swim)**. We like it here.

Love,
Penny



4 Look at the picture and complete the sentences.

- 1 Mona is
- 2 Erlina is
- 3 Alvin and Willow are
- 4 Lee and Emma are a bike.
- 5 Harry is the guitar.



7 My New Clothes

★ Listen and read the dialogue.

1 Hi, Emma! Your T-shirt's nice.
Your trousers are nice, too!

2 Hey! Emma! Mona! What are you doing?
We're picking flowers.

3 We're playing football!
Come on!

4 No, I can't! I'm wearing my new trousers!

5 And I'm wearing my new T-shirt!
So? What's the problem?

6 That's the problem!

★ Read the dialogue again and find the number of the picture.

- 1 We're picking flowers. **picture 2**
2 It's raining.

- 3 We're getting wet.
4 The sun is shining!



Oh no! It's raining!



We're getting wet!

Don't worry. It's just a small dark cloud.



Erlina!



Hooray! It's sunny again!

The sun is shining.



Let's all play together!

Good idea!




We're having a great time!

Do you like the story? Choose.



7 My New Clothes

1  Listen, point and repeat.



socks



boots



shorts




trainers



jacket

2  Listen and point to the clothes.

Who's wearing glasses?
Glasses! Glasses!
Who's wearing glasses?
I know! It's Ben!



Who's wearing red socks?
Red socks! Red socks!
Who's wearing red socks?
I know! It's Pam!



★ Now sing along!

3 In groups, sing about Jack and Katie.

Who's wearing blue shorts?

Who's wearing brown boots?

4  Read the texts and match them to the pictures.

My Magic Moments!






- 1 This is me and Sid, the snowman. It's snowing. Sid's wearing my jacket and Dad's hat!
- 2 This is me in Spain. It's very hot and sunny. Look at me. I'm wearing a very funny T-shirt!
- 3 This is me at my birthday party. I'm wearing my new pink trainers!

by Lisa

5  Portfolio: Write about special moments in your life. Draw or stick photos.

FUN TIME

Read the proverb. What does it mean? Have you got the same proverb in your language?

It's raining cats and dogs.



Did you Know?

This is Angus, the snowman. he's 34.63 metres tall. He's really tall!



Every minute of the day, one billion* tonnes of rain falls onto the Earth.

*billion = 1,000,000,000

1 Look and write the sentences.

It's hot. It's windy. It's sunny.
 It's snowing. It's raining. It's cold.



1 It's cold.



2



3



4



5



6

2 Complete the short dialogues. Then take roles and act out.

1 A: Who's that man over there?
 B: The tall man? Wearing
?
 A: Yes.
 B: That's Mr Tims, Tina's father.



2 A: Are the children in their room?
 B: No, they're in the garden.
 A: What are they doing there?
 B: They're making a
!



3 A: Is this new?
 B: Yes, it is. Do you like it?
 A: It looks lovely on you.
 B: Thanks.



3 Look and fill in. What's the secret word?



?

1	J	A	C	K	E	T
			L			
2						
		3				
	4					
5						
			6			

The secret word is: CL

4 Read, look and find their names.



Mike

Jill

Joe

Kate

Beth

Peter

- 1 I'm wearing blue trousers and a white T-shirt.
- 2 I'm wearing a purple jacket.
- 3 I'm wearing black trousers and a white shirt.
- 4 I'm wearing a red skirt and boots.
- 5 I'm wearing a yellow dress.
- 6 I'm wearing green shorts, yellow socks and trainers.

Sivka-Burka



Listen, point to the pictures and say the words.



handsome




finger



clap



cheer



Listen and read the story.

Ivanushka climbs into the horse's right ear, then climbs out of the left ear. Now he looks very handsome and he is wearing beautiful clothes! Then, together, the young man and the horse go to the contest. There are a lot of young men there and one by one they begin to jump. But the window is very high and no one can jump up to it. Ivanushka's brothers try too, but they can't jump very high. At last it is Ivanushka's turn. "Come on, friend!" says Ivanushka. "I know you can do it." Sivka-Burka jumps really high and Ivanushka takes the ring from the princess' finger! All the people clap and cheer, but Ivanushka and Sivka-Burka turn around and ride back home very fast.

"Who is that handsome young man?" Sergei asks. "Where is he from?" Ivanushka goes into the wheat field, climbs into the horse's left ear and out of its right, and turns back into a poor farmer's son. Sivka-Burka goes away and Ivanushka goes back home, collecting mushrooms on the way.

1 Read and complete the sentences. Use: **cheer**, **climb**, **left** or **right**.

1 Our football team is the winner. Let's all  **cheer!**

2 My house is on the 

3 Can you  that hill?

4 Dennis, can I see your  hand, please?

2 Are the sentences true (**yes**) or false (**no**)? Read the story again and answer.

1 Ivanushka climbs into the horse's right eye.

4 The window is very high.

2 He is wearing beautiful clothes.

5 Ivanushka takes the ring from the princess' finger.

3 There are a lot of young women at the contest.

6 Ivanushka goes back home.

3  **Let's sing!**



Jump up high, touch the sky,
 Jump up high and get the prize!
 Take the ring, be a king,
 Take the ring, please try!
 Jump up high, touch the sky,
 Sivka-Burka, jump!
 Giddy up, giddy up, giddy up, go!
 Run far away!



1 Read the words/sentences first to yourself, then aloud.

/aɪ/ right, light, fight, high;

Look left, look right. Look high up in the sky.



/ɑː/ dark, start, bath, fast, carpet, glasses, can't, at last, Mark, Margaret;

"Can you see the carpet under the bath?" says Margaret to Mark. "No, I can't," says Mark. "It's very dark in here." "Open the curtains," says Margaret. "Oh yes," says Mark. "I can see the carpet now." "At last!" says Margaret.



/ɜː/ skirt, shirt, Shirley, T-shirt, dirty, turn, curtain;

"Look at your dirty skirt, Shirley!" Mum says. "Look at your dirty T-shirt! No, Shirley, don't go near the curtains. Oh no. Now the curtains are dirty, too!"



2 Complete the words. Read them to your friend.

1



l _ _ _ t

2



c _ _ _ _ t

3



sk _ _ t

4



gl _ _ _ _ s


3 Let's sing.

He wears dark glasses
And a light T-shirt.
His shoes are far too high
And he's always trying to flirt!



1 Look, read and match.

- a It's showing. I'm wearing my jacket and my boots.
- b It's sunny. I'm wearing my T-shirt and my skirt.
- c It's hot. I'm wearing my T-shirt and my shorts.
- d It's cold. I'm wearing my jacket and my trousers.




2 Look, read and complete.

- What are they doing?



1 They football.



3 He the guitar.



5 He a book.



3 Read and fill in: picking, wet, weather, play, shorts.

- 0 A: What are you doing?
B: I'm **picking** flowers.
- 1 A: Let's all together!
B: Good idea!
- 2 A: Your shirt is nice.
B: Your are nice, too.
- 3 A: We're getting
B: Don't worry. It's just a small, dark cloud.
- 4 A: What's the like?
B: It's raining.

Now I can

- say and write what I'm wearing
- say and write what people are doing
- say and write what the weather is like

in English

8

At the Animal Park



Listen, point and repeat.




drink

eat

sleep

cross



giraffe

rhino


hippo


lion



Join the animal words to go from the *Start* to the *Finish*.

START	cat	dog	shorts	cloud	guitar
glass	cushion	mouse	rhino	door	garage
wall	carpet	floor	zebra	cooker	fridge
water	ghost	lion	giraffe	jacket	mirror
skirt	sofa	puppy	bookcase	clock	table
phone	radio	bird	bee	ladybird	FINISH

3  Listen, point and repeat.




4  What am I? Guess!


I'm green. I've got a long tail and a big mouth. I can swim. What am I?



I'm brown. I've got a long tail. I can climb. What am I?

5  Listen and number the pictures.



6  Now act out the story.





Present Continuous (negative & interrogative) (GR 121)

Is the monkey climbing?



No, it isn't climbing. It's running.



Negative		Interrogative
Long form	Short form	
I am not eating	I'm not eating	Am I eating?
You are not eating	You aren't eating	Are you eating?
He is not eating	He isn't eating	Is he eating?
She is not eating	She isn't eating	Is she eating?
It is not eating	It isn't eating	Is it eating?
We are not eating	We aren't eating	Are we eating?
You are not eating	You aren't eating	Are you eating?
They are not eating	They aren't eating	Are they eating?



Spot the differences!



A: In picture a, Lee is flying a kite.

B: In picture b, Lee isn't flying a kite. He's riding a bike.

2 Ask and answer, as in the example.

1 she/a yellow dress?

Is she wearing a yellow dress?

No, she isn't wearing a yellow dress.

She's wearing a yellow dress.

2 they/play tennis?

.....

.....

..... football.

3 he/eat an apple?

.....

.....

..... a banana.

4 he/ride a horse?

.....

.....

..... a bike.

3 Make sentences.

1 they/not play football

They are not playing football.

2 the monkey/not climb/the tree

.....

3 the lions/sleeping?

.....

4 the rhino/drink water

.....

5 the birds/not fly

.....

6 the giraffe/eat?

.....

7 the birds/sit/on the hippo?

.....

8 the zebras/run/fast

.....

4 Read and fill in: **doing, What, Are, time, wearing.**

1 A: What are you **doing**?

B: We're picking flowers.

2 A: What are you

today?

B: My new shirt.

3 A: Are you having a great

.....?

B: Oh, yes, we are!

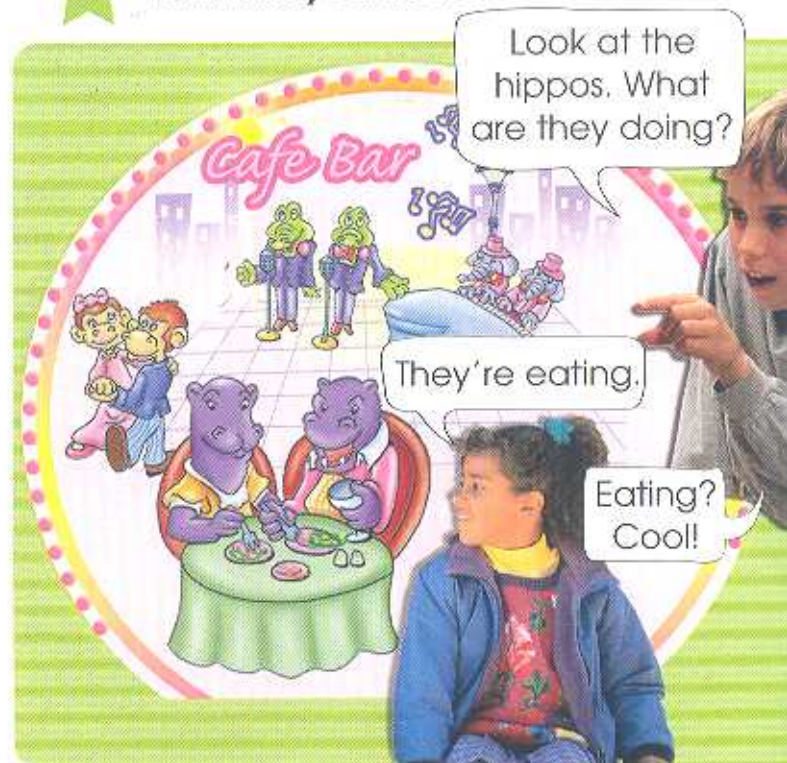
4 A: is the weather like?

B: It's sunny.

5 A: you wearing glasses?

B: Yes, I am.

5 Talk with your friend.





Present Continuous – Short answers (GR 121)

Short answers

Am I eating?

Yes, you **are**./No, you **aren't**.

Are you eating?

Yes, I **am**./No, I'm **not**.

Is he/she/it eating?

Yes, he/she/it **is**./No, he/she/it **isn't**.

Are we/you/they eating?

Yes, we/you/they **are**./No, we/you/they **aren't**.

Are you dancing?



Yes, we are.



Look and answer the questions.



1 A: Is he reading a book?

B: **Yes, he is.**



2 A: Is he singing?

B: **No, he isn't.**

He's sleeping.



3 A: Is he eating?

B:

.....



4 A: Are they riding a horse?

B:

.....



5 A: Is she playing the piano?

B:

.....




6 A: Are they swimming?

B:

.....

2 Talk with your friend.

- the lions sleeping?
- the giraffe eating?
- the hippos running?
- the zebras swimming?
- the rhino drinking water?



3 Make questions and answers.

Questions

- 1 you/have/lunch at the moment?
Are you having lunch at the moment?
- 2 the children/sleep?
.....
- 3 Irina/study/in her room?
.....
- 4 the sun/shine?
.....
- 5 Denis/play/the guitar/now?
.....

Answers

- No/I/drink/some tea
No, I'm not. I'm drinking some tea.
- No/they/watch/TV
.....
- Yes/she/do/her homework
.....
- No/it/rain
.....
- No/he/sleep
.....

Let's play!



8 At the Animal Park

★ Listen and read the dialogue.

Great! Let's go and look at all the animals!

Let's go on the train!

Wow! Look at the zebras!

They're running really fast!

They're not hippos! They're rhinos!

What are the hippos eating?

Because there's a zebra crossing!

Why is the train stopping?

★ Which of the following animals are the children talking about? Read the dialogue again and choose.

giraffes
seals

zebras
lions

hippos
monkeys

rhinos
crocodiles



2 Look! The safari boat!

7 Let's get on it!

8 Look at the seals!

They're looking at us!

9 They're not moving.

What are they doing?

10 They're sitting on a hippo!

A hippo? Cool!

11 Time to go home!

We're not going home yet. Look!

Are you ready to go home now, wild things?

Yes!

Do you like the story? Choose. 😐 😊 😄

8

At the Animal Park

1 Listen, point and repeat.



farm



duck



sheep



cow



chicken



goat

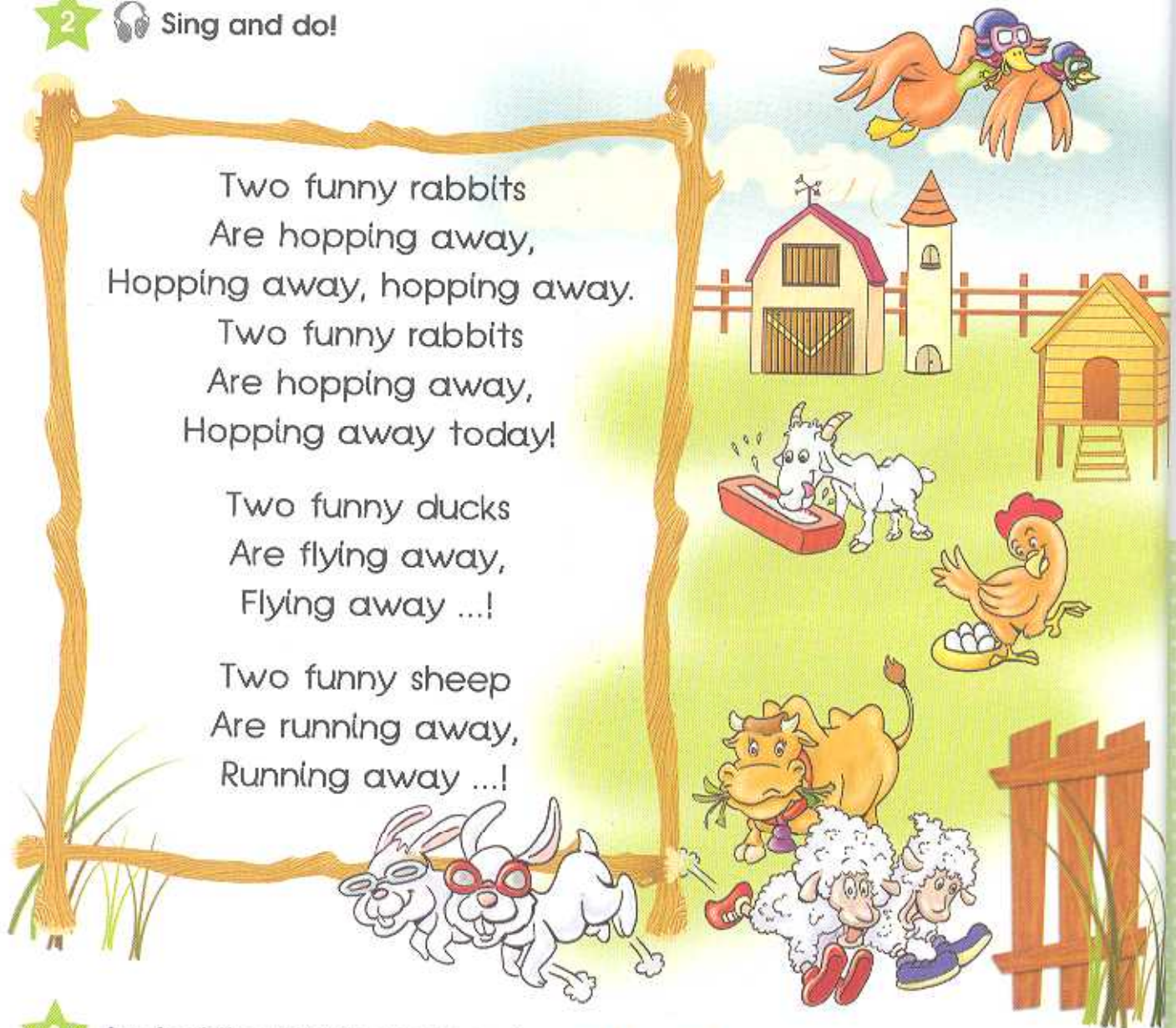
2 Sing and do!

Two funny rabbits
Are hopping away,
Hopping away, hopping away.

Two funny rabbits
Are hopping away,
Hopping away today!


Two funny ducks
Are flying away,
Flying away ...!

Two funny sheep
Are running away,
Running away ...!



3 Look at the picture again and say **yes** or **no**.

- 1 There are nine animals on the farm.
- 2 The cow is sleeping.
- 3 The chicken has got five eggs.
- 4 The goat is drinking water.
- 5 The sheep are eating.

★  What's wrong with the picture? Read the text and correct the mistakes.

Dear Mum and Dad,

I'm having a great time on the farm. It's sunny today. I'm wearing my new blue shorts. I'm helping grandpa with the cows. I love it here!

See you soon,

Ben



★ **Portfolio:** Imagine you are on a farm. Write a letter to your mum and dad. Say what you are doing, what you are wearing, etc. Draw or stick a picture.

FUN TIME

Say the following tongue twister as fast as you can.

Father Francis from France is frying five fresh fish for five friends from France.



Did you Know?



Crocodiles eat big stones. The stones help them when they dive.


Crocodiles cannot stick their tongues out.



1 Find the names of the animals.

- | | | | | | |
|--------|------------|-----------|-------|-------------|-------|
| 1 tca | cat | 4 ehsor | | 7 brabti | |
| 2 cukd | | 5 agot | | 8 utbeflyrt | |
| 3 cwo | | 6 kcichne | | 9 sehpe | |

2 Which animals are in the pictures? Look and make sentences.



In picture a **there's a goat. It is drinking some water. There is also**

.....

.....

.....

In picture b **there's a duck. It is swimming. There is also**

.....

.....

.....

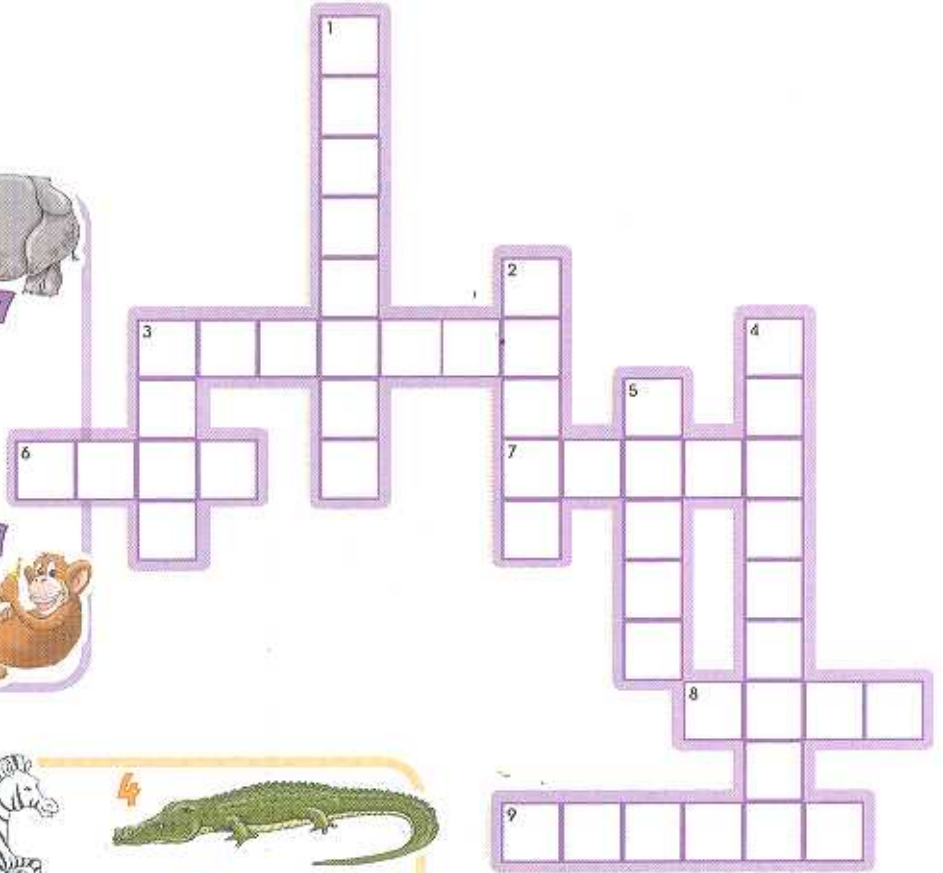
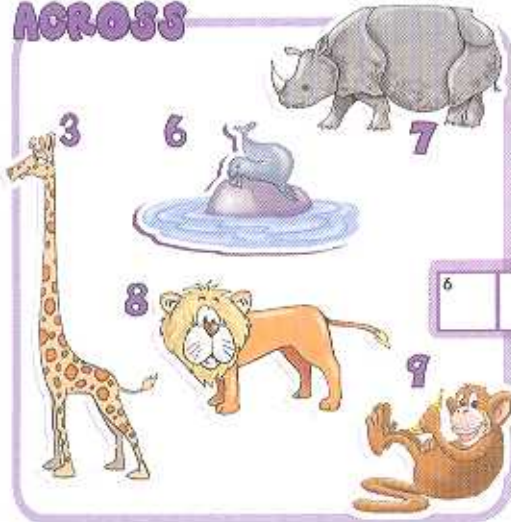
3 Look at the pictures again and find the differences.

Two animals that are only in picture a:

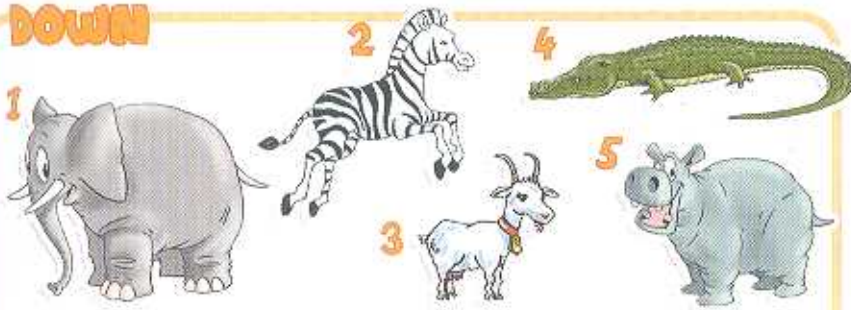
Two animals that are only in picture b:

4 Do the puzzle.

ACROSS



DOWN



5 Read and match the words to the pictures.



rhino
lion
giraffe
zebra
hippo



6 Write the names of the animals. Decorate them.

ZEBRA

Sivka-Burka



Listen, point to the pictures, and say the words.



bandage



cut



Listen and read the story.

The two brothers come back from the contest. Ivanushka is waiting for them. They are very excited. They tell Ivanushka about the handsome man and the beautiful horse.

"Such a brave and handsome man," says Andrei. "And what a fantastic horse! I want a horse like that!"

"The Tsar is looking all over the land for this man," says Sergei. "I wonder who he is!" Then, they see a bandage on Ivanushka's hand.

"What is wrong with your hand?" asks Andrei. "Why is there a bandage on it?" asks Sergei. Ivanushka laughs. "Oh, it's nothing," he says. "It's just a small cut!" "Collecting mushrooms again, eh?" says Andrei. "Silly boy!" says Sergei. But Ivanushka just smiles and carries on with his work.



1 P
2 L
3 V
4 Y



And
Serg
And
Serg
Iva
And
Serg



1

2



4

1 Read the complete the sentences. Use: **excited, looking for, carry on, wonder.**

- 1 Pavel is opening his presents. He's very
- 2 Don't stop what you are doing.!
- 3 We've got a new English teacher. I who she is.
- 4 Your dad is you, Ksenia. Tell him you are here.

2 Read the story again and complete.

- Andrei: Such a brave and **1)** man!
- Sergei: The **2)** is looking all over the land for this man.
- Andrei: What is wrong with your **3)**?
- Sergei: Why is there a **4)** on it?
- Ivanushka: Oh, it's nothing. It's just a small **5)**!
- Andrei: Collecting **6)** again, eh?
- Sergei: Silly **7)**!

3 Read the sentences and underline the right words.

- | | |
|--|--|
| 1 What time do you come back from/
at school? | 3 Sam is looking at/for his book. Have
you got it? |
| 2 I'm waiting to/for my brother, Yuri. | 4 What is wrong with/in your hand? |

4  Let's sing!



Little brother,
Oh, what a silly boy!
You're so silly
You bring us lots of joy!

We like it when you're silly,
You're such a silly billy!
And we love you,
Oh, yes we do,
Little brother, our silly boy!



★ Read the words/sentences first to yourself, then aloud.

/ju:/ new, you, beautiful;
a beautiful horse
What a beautiful horse
What a beautiful horse you have, Simon!



/æ/ bag, back, dad, that, land, hand, track, carry, Pam, can, has, cat;
This is Pam. Pam has something in her bag. "Pam, come back," Dad says. "What are you carrying in your bag?" "Nothing, Dad," Pam says. Then Dad opens Pam's bag. "What's that, Pam?" Dad asks Pam. "It's a cat, Dad," Pam says. "Can we keep it, Dad? Please!" "Oh, alright," says Dad and puts the cat down with his hand.



/ei/ train, wait, great, late, safe, brave, Jake, say;
This is Jake. Jake is waiting for the train. Jake likes to ride the train. Here comes the train. A crocodile is on the train. Is Jake safe? What do you say? Yes, Jake is safe. The crocodile likes to ride the train, too. Now Jake and the crocodile are riding the train together. That's great!




★ Write the words in two groups: a group with the /æ/ sound, and a group with the /ei/ sound. There are words you do not need.


you, cut, beautiful, dad, come, work, land, great, hand, soon, duck, train, children, good, say, fun, wait.

★ Let's sing!

The train is late
And I can't wait
To see you once again!
I'm coming back
Along the track
On a horse without a name!



1 Read and match.



0 Look at the seals!

1 What are they doing?

2 Time to go home!

3 Look at Emma!

4 Look at Harry!

- a They're playing football.
- b She's picking flowers!
- c He's playing the guitar!
- d We're not going home yet.
- e They're looking at us!

o e


1

2

3

4

2 Look and match.



3 Read and complete.

Dad: Where are Jake and Molly?

0) **Are they sleeping**
(they/sleep)?

Mum: No, they aren't. Molly's in the garden. She 1)
(pick) flowers. Jake is in the park. He 2)
(play) football with his friends.

Dad: What 3)
(you/do)?

Mum: I 4) (make)
a big cake for everyone!

Dad: Oh, great!

- | | | | |
|---------|-------|------------|-------|
| 0 rhino | e | 4 elephant | |
| 1 lion | | 5 goat | |
| 2 hippo | | 6 giraffe | |
| 3 cow | | 7 seal | |

Now I can

- say the names of some animals
- ask what the animals are doing
- answer what the animals are doing
- say what some people are doing
- say and write about my day on a farm

in English

1 Read and match.

- A They're in a car and they're waving at us.
- B We're riding on the Log Ride.
- C I'm having breakfast with Tigger.



This is me at Disneyland, Paris.

1) My mum is taking the picture.



This is me at Alton Towers with my friends.

2)
Can you see me? I'm wearing glasses.

In this picture we are at Movie World in Brisbane, Australia. We're looking at Tweety and his friends.

3)



2 What do these words mean? Match. Then read the text quickly and check your answers.

1 amusement ride

a a kind of park where people play games, go on rides, etc

2 funfair

b a funny ride that you like



3 Read the text and find the sentences that describe the pictures.

Gorky Park is the best park in Moscow. It's a very big park and you can do a lot of things here.

You can go on the amusement rides at the funfair. Boys and girls can fly high in the sky on the Ferris wheel! You can also see the Buran Space Shuttle and try the "Cosmic Experience"! During the winter you can go ice skating or join in the 'conga', a kind of dance, around the park!

Gorky Park is a very exciting place to visit.

Come and have a lot of fun!



4 Answer the questions.

1 Is there a park in your town/city?

2 What can you do there?

5 **Portfolio:** ICT - Write about a park where you live. Draw or stick a photo.

1 Which animals are *farm animals*? Look and say.

Fun on the farm!



2 What's on a farm? Look and choose.




tractor



seal



turkey



carrots



tomatoes







bus

3 **Portfolio:** In groups, make your own farm. Present it to the class.



4 Look at the pictures and complete the poem.

Zzz **When I'm asleep** Zzz

I get 1)  **wool** from a 2) 

and 3)  from a little 4) 

And then, somehow

I get 5)  from a 6) 

Then I take them all into the kitchen!



5 Complete the lists.

1 three things you can make with milk:

.....

.....

.....



2 three things you can make with eggs:

.....

.....

.....



3 three things you can make with wool:

.....

.....


.....





Alaska

In Alaska, it is very cold and there is a lot of snow.



Australia

In Australia, it is very hot and sunny.

1 Pack your suitcase! Look and match.



2 **Portfolio**: Choose a country. Pack your suitcase. Present your picture to the class.

Troll Tales!



1 Listen and read the story.



1 It's a sunny day!

Yippee!



What are you doing here?

2

We're catching butterflies.



3

That isn't very nice! Stop it!

Oh, they're flying away!



4

It's raining, Trog!


Oh dear! What's happening?



5

And now it's snowing!

Come on! Let's go home!



6

I'm c...c...cold!

Brrr...

Now take roles and read.

9 Fairy Cakes

Listen, point and repeat.




It's one o'clock.



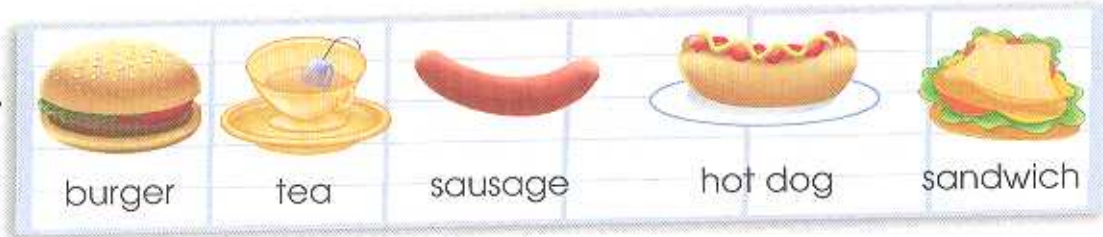
breakfast



lunch



dinner



2 What's the reply? Read and match.

1 Is dinner ready?

2 Do you like the hot dog?

3 What's for lunch?

4 Are you eating a pizza for breakfast?

5 Can you make me a sandwich?

6 Would you like some tea?

A 1 In a minute.

B Chicken and potatoes.


C Dad can make you one.

D Yes, it's yummy!

E Oh, yes please! I'm very thirsty.

F Oh, yes. I love pizza!

Let's Play!



3 Now take roles and act out the short dialogues.

4 Listen, point and repeat.



fairy cakes



sugar



ice cream



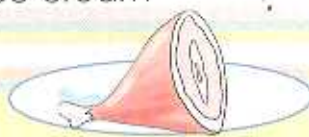
juice



milk



rice



meat



bread

Let's play!

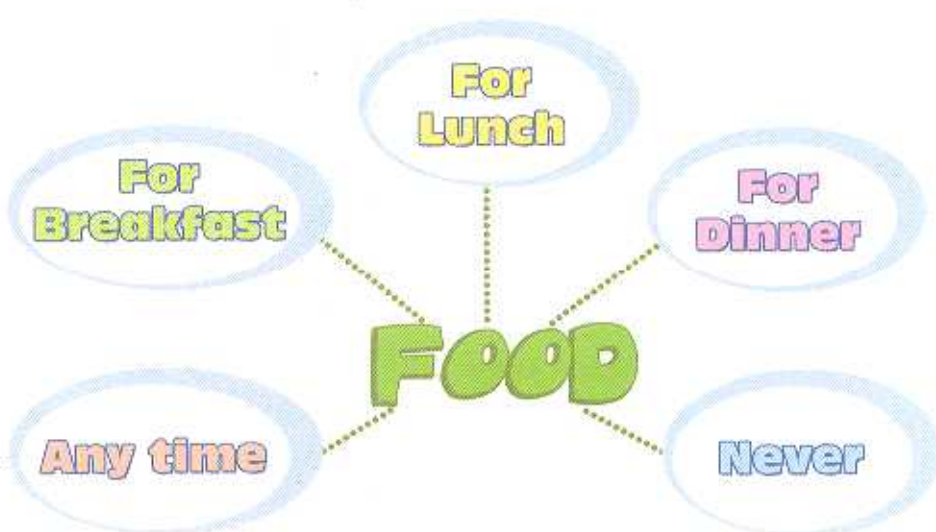


Teacher: I spy with my little eye something beginning with "h".

Student: A hot dog!

5 When do you eat or drink the following things? Complete.


- | | |
|-----------|------------|
| cake | oranges |
| hot dogs | carrots |
| chicken | meat |
| ice cream | tomatoes |
| burgers | bread |
| pizza | eggs |
| juice | apples |
| milk | tea |
| rice | sandwiches |



FAIRY FILES

FAIRY FILES

Present Simple (GR 121)



Affirmative	Negative	Interrogative
I like carrots. 😊	I don't like carrots. ☹️	Do you like tomatoes? Yes, I do ./No, I don't .

1 Complete the sentences. Use **like** or **likes**.

- | | |
|---|--------------------------------------|
| 1 Anna likes the piano. | 5 We burgers. |
| 2 Pyotr carrots. | 6 Inna tennis. |
| 3 I Music. | 7 Aleksey and Maksim football. |
| 4 Tatjana and Liliya red dresses. | 8 You tea. |

2 Complete the sentences with **like** or **don't like**.

- | | |
|-------------------------------|---------------------------|
| 1 I don't like milk. ✗ | 5 You sandwiches. ✓ |
| 2 You rice. ✓ | 6 I meat. ✗ |
| 3 I apples. ✗ | 7 I chicken. ✓ |
| 4 You ice cream. ✓ | 8 I potatoes. ✗ |

3 Make sentences.

- | | |
|---|--|
| 1 Do/burgers?/like/you
Do you like burgers? | 5 like/doesn't/apples./She
..... |
| 2 the/likes/Nikolay/guitar.
..... | 6 like/tea?/they/Do
..... |
| 3 like/Yuliya/sausages?/Does
..... | 7 basketball./doesn't/Igor/like
..... |
| 4 sandwiches./like/I
..... | 8 blue/They/T-shirts./like
..... |

4 Ask and answer, as in the example.



1		
2		
3		
4		
5		
6		

1 A: **Do you like apples?**
B: **Yes, I do.**

2 A:?
B:

3 A:?
B:

4 A:?
B:

5 A:?
B:

6 A:?
B:

5 What about you? Make sentences about the food items in Ex. 4.

I like

I don't like

Some/Any/No (GR 122)

Is there **any** milk in the fridge? Are there **any** fairy cakes?



No, there isn't **any** milk and there are **no** fairy cakes in the fridge. But there is **some** juice.

★ **Remember:**

Can I have some tea, please?

★ **Complete. Use: a, an or some.**

- | | | |
|--------------------|---------|-------------|
| 1 an orange | 5 | rice |
| 2 | 6 | apple |
| 3 | 7 | milk |
| 4 | 8 | fairy cakes |



★ **2 Look at the picture in Ex. 1 again and complete the sentences.**

- | | |
|--|---|
| 1 Is there any rice on the table?
Yes, there is some rice on the table. | 4 Is there tea?
No, there isn't tea. |
| 2 Are there tomatoes?
No, there are tomatoes. | 5 Are there fairy cakes?
Yes, there are fairy cakes. |
| 3 Is there milk?
Yes, there is milk. | 6 Is there cheese?
No, there is cheese. |

★ **3 Ask and answer, as in the example.**

1 apples ✗	5 burgers ✓	9 sugar ✓
2 juice ✗	6 sandwiches ✗	10 bread ✓
3 ice cream ✗	7 cheese ✓	11 hot dogs ✗
4 milk ✓	8 carrots ✗	12 fairy cakes ✓

1 **A:** Can I have an apple, please?
B: Sorry, there aren't any apples.

2 **A:** Can I have some juice, please?
B: Sorry, there isn't any juice.

4 What is there in the fridge?
Memory game.



A: *Is there any water?*

B: *No, there's no water. or No, there isn't any water.*

Somebody – Something (GR 122)

There is **somebody** at the door.

Is there **anybody** at the door?

There isn't **anybody** at the door.

There's **nobody** at the door.

There is **something** under the bed.

There isn't **anything** under the bed.

Is there **anything** under the bed?

There's **nothing** under the bed.

5 Complete the sentences. Use: **somebody, anybody, nobody, something, anything** or **nothing**.

1 Hello! Is there **anybody** here?

2 They're all at the cinema. There's home.

3 **A:** Is there you want to tell me?

B: No,

4 Listen to your grandma. She's telling you

5 I can't help you. There's I can do about it.

6 There's here for you, but I don't know his name.

7 **A:** Do you know here?
B: Only Irina.

8 There's on your sandwich. What is it?

9 Fairy Cakes

★ Listen and read the dialogue.



★ Read the dialogue again and find the number of the picture.

- 1 It's lunchtime! picture 1 3 Are there any eggs in the fridge?
- 2 Harry, be careful! 4 There aren't any fairies in them!

Later in the afternoon ...

I'm making some cakes.

7

Hi, Mum! What are you doing?

8

Can we help?

Of course!

9

Are there any eggs in the fridge?

10

Good! Is there any sugar in the cupboard?

Yes, there are.

Yes, there's something very sweet in the cupboard.

11

Here we are! Fairy cakes!

Fairy cakes?

12

Look Erlina! Fairy cakes!


Don't worry! There aren't any fairies in them!

Do you like the story? Choose.




9 Fairy Cakes

1  Listen, point and repeat.



2  Sing and do!



Are there any burgers?
Are there any peas?
Is there any chicken?
Is there any cheese?

*Listen to my tummy,
Glipper, glapper, glupper!
Listen to my tummy,
I'm ready for my supper!*



Are there any apples?
Are there any eggs?
Is there any chocolate?
Is there any bread?



3 Who is who? Read the text and find out.



My Favourite Meal

by Class 4A

My favourite meal is breakfast. Breakfast is at eight o'clock. I like toast, butter and honey for breakfast. Yummy!

Ben, 11

My favourite meal is lunch. Lunch is at twelve o'clock. I like sandwiches, apple juice and chocolate for lunch. Yummy!


Katie, 10

My favourite meal is supper. Supper is at seven o'clock. I like chicken, peas and orange juice for supper. Yummy!

Emily, 11

4 **Portfolio:** Write about your favourite food. Draw or stick pictures.

FUN TIME



ICT: Find more facts about chocolate. Present them to the class.

- Astronauts always take chocolate with them into space. It's yummy and gives them energy.
- 9 out of 10 people like chocolate. The tenth lies!
- It's a fruit and it's got its seeds on the outside. What is it?

It's a strawberry.







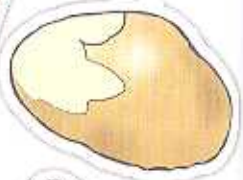






Did you Know?

The botanical name for the chocolate plant is *theobroma cacao*, which means *food of the gods*.





1 Look, read and match.


n	a	b	c	d
				
m				e
	1 carrot	a	8 pineapple	
	2 honey	<input type="radio"/>	9 tomato	<input type="radio"/>
	3 cereal	<input type="radio"/>	10 toast	<input type="radio"/>
l	4 butter	<input type="radio"/>	11 rice	<input type="radio"/>
	5 peas	<input type="radio"/>	12 fairy cakes	<input type="radio"/>
	6 potato	<input type="radio"/>	13 meat	<input type="radio"/>
	7 ice cream	<input type="radio"/>	14 sugar	<input type="radio"/>
k	j	i	h	g
				



2 Talk with your friend.

A: What would you like?

B: I'd like some tea, please.



3 Read and complete the texts.



My Mum's Cooking

by Dima

My mum's cooking is great! For lunch today, we've got Mum's special

- 1)  and 2)  Then we've got
 3)  There's some 4)  on them.

Yummy!



My Dad's Cooking

by Madina

I like my dad's cooking. I really do! For lunch today, we've got Dad's special

- 5)  and 6)  Then we've got
 7)  There's some 8)  on them.

Yummy!

4 Which texts are the sentences from? Dima's or Madina's? Read the texts again and answer.

- 1 We've got chicken for lunch.
- 2 There's honey on the fairy cakes.
- 3 We've got potatoes for lunch.
- 4 There's chocolate on the fairy cakes.

5 Write about your mum's or dad's cooking.

Sivka-Burka

Listen, point to the pictures, and say the words.



letter



feast




palace



plate



mug



Listen and read the story.

The next day, there is a letter from the palace. The Tsar is inviting everyone in the land, rich and poor, to a big feast. "A feast! We must go!" says the old man. "Me, too?" asks Ivanushka. "Come on, silly boy!" says Andrei. "But don't get in everyone's way!" says Sergei.

So the old farmer and his three sons go to the palace. It is a wonderful feast. They eat from gold plates and drink from mugs. There is delicious food, and music and dancing. Everyone is very happy! At the end of the feast, the princess starts to serve a honey drink to all the guests. She serves Ivanushka and sees the bandage on his hand. She looks at the poor farmer's son. He is wearing old clothes but he has got an honest face and a warm smile. "What is wrong with your hand, young man?" she asks. "Please, let me look at it."

1 Read and complete the sentences. Use: **inviting, delicious, honest, warm, serve.**

- | | |
|--|---|
| 1 Mr Drozdov is a(n) honest man. He always tells the truth. | 4 Everyone is here, Mum. You can lunch. |
| 2 This cake is Yummy! | 5 I like Victoria a lot. She's got a(n) |
| 3 Roman is everyone to his party. | smile. |


2 Read the story again and choose **a** or **b**.

- | | |
|--|--|
| 1 The next day there's a from the Tsar.
a letter b land | 4 The people at the feast eat from gold
a plates b mugs |
| 2 The Tsar is everyone to the palace.
a asking b inviting | 5 The princess gives a drink to everyone.
a clothes b honey |
| 3 There's a at the palace.
a contest b feast | 6 She sees the on his hand.
a ring b bandage |

3  **Let's sing!**

We're at the feast and we're singing songs,
Singing songs, singing songs.
We're at the feast and we're singing songs,
We're singing so-o-o-ongs!

We're at the feast and we're dancing round,
Dancing round, dancing round.
We're at the feast and we're dancing round,
We're dancing ro-o-o-ound!




1 Read the story first to yourself, then to your friend.

Mrs Mouse has got three children, Billy, Becky and Bobby. One day, Mrs Mouse tells her children to go out and play.

“Go now, children. But be careful. Do not go near the field. Old Black Cat lives there!”

But Billy, Becky and Bobby go to the field and play there. Suddenly, Billy stands up and say, “I can hear something. Old Black Cat is coming!” So Billy, Becky and Bobby run away very fast. “Quickly! In here!” says Becky. And the three little mice go into a big bag of flour. Old Black Cat goes away. The three little mice come out of the bag. There is flour in their ears and in their mouths!

At last Billy, Becky and Bobby go back home. “Shoo!” says Mrs Mouse, when they go home. “You don’t live here. My children are grey, not white!” The three little mice go away. They are very sad. Just then the rain comes down and washes the flour away! “We’re all grey again!” says Billy. “We can go home now,” says Becky. “Hurrah!” says Bobby.



2 Read the story again and answer the questions.

- | | |
|--|---------------------------------|
| 1 How many children has Mrs Mouse got? What are their names? | 3 What is there in the bag? |
| 2 Who lives in the field? | 4 What colour are the mice now? |
| | 5 What washes the flour away? |

3 Read the story again and find the words.

- | | |
|---------------------|------------------|
| 1 /'tʃɪldrən/ | 6 /'flaʊə/ |
| 2 /pleɪ/ | 7 /ɪə/ |
| 3 /ðeə/ | 8 /məʊs/ |
| 4 /fɪld/ | 9 /ə'reɪv/ |
| 5 /hɪə/ | 10 /'wɒɪz/ |

Checkpoint

1 Read and put a tick (✓) or a cross (X).

I like ...

- burgers
- chocolate
- meat
- pineapples
- sausages

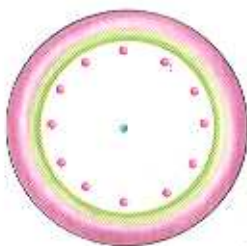
I don't like ...

- rice
- milk
- eggs
- tea

2 Read and draw the times.



0 It's eight o'clock.



1 It's four o'clock.



2 It's eleven o'clock.

3 Read and choose.

- 0 Is there **some/any** milk in the fridge?
- 1 There are **any/no** chairs in the room.
- 2 There is **some/any** bread on the table.
- 3 Are there **some/any** birds in the tree?
- 4 There are **some/any** children in the park.
- 5 There isn't **somebody/anybody** at home.

- 6 There's **something/nothing** wrong with your radio. It's fine.
- 7 Is there **anything/nothing** you want to tell me?

Now I can

- ask for and tell the time
- say what food I like/don't like
- say what there is in my fridge
- say and write about my favourite meal

in English

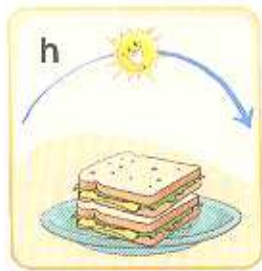
10 Another Lovely Day!

★ Listen, point and repeat.

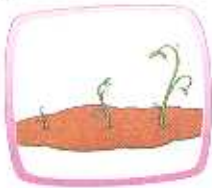


★ Complete the phrases. Then match them to the pictures.

- | | | | | | |
|-----|----------------|-------|---|-----------------|-------|
| 1 a | get up | get | 6 | listen to music | |
| 2 | have a shower | | 7 | go jogging | |
| 3 | have breakfast | | 8 | do homework | |
| 4 | go to work | | 9 | go to bed | |
| 5 | have lunch | | | | |



3 Listen, point and repeat.



grow



baby



bird



give



summer



autumn



winter



spring

4 Fairies in the forest! Read and complete.

- a The spring fairies fly and pick (kites – flowers)
- b The autumn fairies make and collect fruit and (nuts – umbrellas)
- c The winter fairies dance in the and ski down the of the trees. (snow – branches)
- d The summer fairies all day and with the birds. (sing – swim)

5 Now read again and match the sentences to the pictures.



1



2



3



4



FAIRY FILES * FAIRY FILES

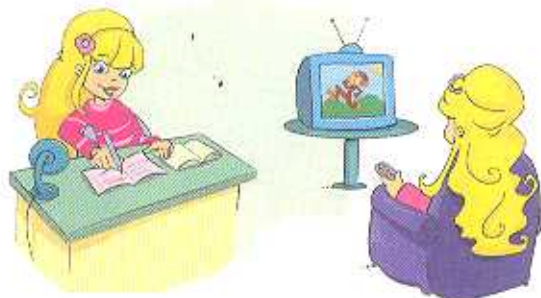


1 What does Emma do every day? Look at the pictures and say.

In the morning



In the afternoon



In the evening



At night



2 Memory game

A: Does Emma go to school in the afternoon?

B: No, she doesn't. She goes to school in the morning.

3 Complete the sentences with do, does, don't or doesn't.

1 A: **Does** she play the guitar in the evening?

B: Yes, she **does**.



3 A: you eat breakfast in the afternoon?

B: No, I



2 A: he work in a school?

B: No, he



4 A: he wear glasses?

B: Yes, he



4 What does Wendy do every day? Read and choose the right words.

Wendy 1) **gets up** at 7 o'clock every day. She 2) a shower and then she has breakfast. Wendy 3) to school 4) 8 o'clock. She 5) lunch at home. She has lunch at school. Wendy 6) home at 4 o'clock. Then Wendy 7) her homework. 8) the afternoon, Wendy and her mother 9) to go jogging. In the evening, Wendy 10) to music or watches TV. Wendy 11) to bed at 10 o'clock.



- | | | | |
|--|--------------|-------------|-----------|
| 1 <input checked="" type="radio"/> a gets up | b get up | 7 a do | b does |
| 2 a have | b has | 8 a In | b At |
| 3 a goes | b go | 9 a likes | b like |
| 4 a at | b in | 10 a listen | b listens |
| 5 a doesn't have | b don't have | 11 a goes | b go |
| 6 a come | b comes | | |

5 Read again and make questions.

1 **When does Wendy get up?**

At seven o'clock.

2

At eight o'clock.

3

At one o'clock.

4


At ten o'clock.




10 Another Lovely Day!

1 Listen and read the dialogue.

1 Alvin gets up at seven o'clock every day.




2 He goes to work at eight o'clock.



3 He has lunch at one o'clock.



4 In the afternoon, he goes jogging!



5 Every evening he has a shower.



6 At night, he listens to music.



7 And at ten o'clock he goes to bed.



9
Next day ...

In summer, the flowers give food to the bees!

I love the forest in summer!



8

Yes! Summer is magic!

What do the bees do?

The bees help the flowers grow!



9



10

What do the birds do?



11

They make nests for their babies!

Today's a very special day.

12

Happy Environment Day! Today and every day!



Let's celebrate!

Do you like the story? Choose. 😊 😄 😁

10 Another Lovely Day!

★ Listen, point and repeat.

Monday Tuesday Wednesday Thursday Friday Saturday Sunday

★ Listen and point. Then sing and do!



*Tick Tock, it's eight o'clock
Another lovely day.
I have a shower, I go to school
I'm happy it's today!*



*Tick Tock, it's one o'clock
I eat my lunch, I play outside*



*Tick Tock, it's six o'clock
I watch TV, I ride my bike*



*Tick Tock, it's ten o'clock
I read a book, I go to sleep*



★ Look and say.

1 Harry's favourite day is Friday.



Sunday Wednesday Friday Saturday



Read the text and choose the best title.



My favourite day is Sunday. On Sundays, I get up late and I have a big breakfast! Then I play football with my friends in the park. In the afternoon, I go to the cinema with my father. I love Sundays!

A My favourite day

B Days of the week

C At the cinema



Portfolio:

Write about your favourite day. Draw or stick photos.

FUN TIME



Teacher: Which is closer to Russia, Poland or the moon?

Student: The moon.

Teacher: Really? Why?

Student: You can see the moon from here, sir, but you can't see Poland!

Why does Mickey Mouse go into space every weekend?

He wants to visit Pluto.

Did you Know?



Earth is not like a circle. It is more like a pumpkin!



Days on planet Mars are 24 hours and 37 minutes! Days on planet Earth are 23 hours and 56 minutes! You can sleep an extra half-hour every day on planet Mars!

★ It's an Ant World! Find what Andy the Ant does every day.

My name is Andy.

My name is Andy.

I GET UP AT SIX

1

I HAVE A BIG BREAKFAST

2

I HAVE A SHOWER

3

I GO TO WORK

4




I WATCH TV

5

I GO TO BED AT NINE

6

★ Now match the sentences to the pictures.



Let's Play!

I **pip pop** in the morning.

At seven o'clock.

Yes!

What time do you **pip pop**?

Do you get up?

3 Put the days of the week in the correct order.

Monday Tuesday Thursday Wednesday
Friday Sunday Saturday

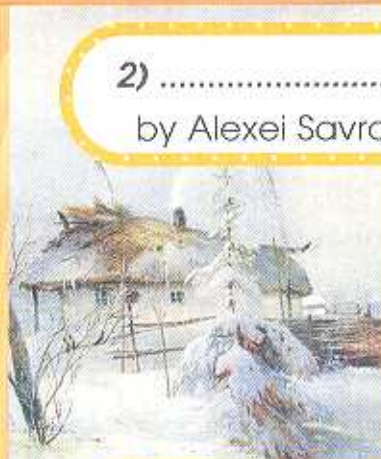
- | | |
|----------|---------|
| 1 Monday | 5 |
| 2 | 6 |
| 3 | 7 |
| 4 | |

4 Complete the names of the following paintings by famous Russian painters. Use: **summer**, **spring**, **winter** or **autumn**.

A 1) *Summer Evening in Little Russia* by Iosif Krachkovsky



2)
by Alexei Savrasov



Golden
4)
by Isaac Levitan



3)
by Boris Kustodiev



5 Choose a season. Draw a painting and give it a name.

Sivka-Burka

Listen, point to the pictures, and say the words.



take off



ground



Listen and read the story.

Ivanushka takes off the bandage. The princess' gold ring is on his finger! "Dear father!" she cries. "Here is my husband! Look, he is wearing my ring!" "How can he be your husband? Look at him! Look at his clothes!" But Ivanushka says to him, "Please, let me go out and wash."

Ivanushka goes out and calls the magic horse three times: "Sivka-Burka, come!" At once, Sivka-Burka appears and the ground starts to shake. Ivanushka climbs into the horse's right ear, climbs out of its left ear, and turns again into the handsome young man from the contest. All the people cry out in surprise. "It's him! The brave man from the contest!" Everyone claps and cheers. The Tsar is very happy "At last! Now I've got a good, kind son and my dear Ana has got a handsome, brave husband!"

And so, Ivanushka marries Ana and they live happily ever after in the palace. Every day, they ride together in the palace gardens on Sivka-Burka – the most famous horse in the land!


1 Read and complete the sentences. Use: **wash, appears, shake, marry, cries out in surprise.**

- 1 Igor loves Irina. He wants to her.
- 2 "Look, Mum," Inna "It's Yelena Isinbaeva!"
- 3 Suddenly, there is a loud noise and the ground starts to
- 4 "Where's the bus?" asks Mikhail. Just then the bus and we can all see it.
- 5 your hands before you eat, Dimitriy.

2 Read the story again and put the sentences in the correct order.

- A The Tsar doesn't believe Ivanushka is the man from the contest.
- B Ivanushka goes out and calls the magic horse.
- C Everyone claps and cheers.
- D Ivanushka marries Ana and they live happily ever after.
- E Ivanushka takes off the bandage.
- F Ivanushka turns again into the handsome young man from the contest.
- G The princess' gold ring is on his finger.

3  Let's sing!



Just call me by my name
When you need a friend.
A friend in need
Is a friend indeed!
In times of trouble
You can count on me!
You can count on me!


I hear you call my name
I run to be with you!
A friend in need
Is a friend indeed!
In times of trouble
You can count on me!
You can count on me!



1 Read the story first to yourself, then aloud.

Mrs Fish
and her
daughter Faye
are swimming in the

sea. The water is clear and warm. "Can I swim around, Mum?" Faye asks her mum. "Yes, of course," Mrs Fish answers. So Faye swims on and on until she meets a seal. Faye thinks that the seal is fat and ugly. "Hello, Fat!" Faye says to the seal. "Hello, Little!" says the seal. Faye is very sad. She starts to cry and goes back to her mother. "Oh, Mother!" she says. "That fat and ugly seal is not kind at all. He says I'm little, of all things! I'm not little, right? Look! I have got a tail!" "That's strange," Mrs Fish says. "Let's go and ask the seal." So Mrs Fish and her daughter go to the seal. "Good morning, Mr Seal," says Mrs Fish. "Good morning, Mrs Fish," says Mr Seal. "Tell me Mr Seal, why do you call my daughter little?" "She calls me fat, so I call her little. We should be kind to people, so that people are kind to us!"




2 Read the story again and answer the questions.

- | | |
|--|--|
| 1 What is the name of Mrs Fish's daughter? | 3 What does Faye think about the seal? |
| 2 What is the water like? | 4 Why should we be kind to people? |

3 Read the story again and find the words.

- | | |
|-----------------|--------------------|
| 1 /dɔ:tə/ | 6 /stɑ:t/ |
| 2 /wɔ:tə/ | 7 /kɑ:nd/ |
| 3 /wɔ:m/ | 8 /tel/ |
| 4 /sɪ:l/ | 9 /streɪndʒ/ |
| 5 /ʌgli/ | 10 /mɔ:nɪŋ/ |

1 Look, read and complete the sentences.

0  **get up** at seven o'clock every morning.

1 Mary listens to  in the evening.

2 My dad goes to  at eight o'clock.


3 Do you  TV in the afternoon?



4 I have a  then I go to school.



5 Bob goes  in the afternoon.

2 Look and find the words.

0  w i n t e r 

1  _____ 

2  _____ 

3  _____ 

3 Read and choose the right words.

- Ann **watch/watches** TV every afternoon.
- I **drink/drinks** milk in the morning.
- Mark **don't/doesn't** listen to music in the morning.
- We **get up/gets up** at seven o'clock.
- Do/Does** they go jogging on Saturdays?
- They **don't/doesn't** go to our school.

Now I can

- say what I do every day
- say what my favourite season is
- say the days of the week
- say and write about my favourite day

in English

1 Read and match the texts to the pictures.

Winnie the Pooh is a lovely bear. He is from the UK. He is always hungry and his favourite food is honey. He lives in the Hundred Acre Wood with his friends Eeyore the sad donkey, Piglet the pig, and Tigger the tiger. His favourite phrase is "Do you have any honey?" ①

Bugs Bunny is a funny, friendly rabbit from New York. He likes playing jokes on people. Bugs Bunny eats a lot of carrots and his favourite phrase is "What's up Doc?" ②

Smurfette is a smurf. She's got long yellow hair and she's very beautiful. She wears a white dress. Smurfette and the other smurfs are from Belgium and live in Smurf village. The smurfs' favourite word is *smurf*. They use it all the time. For example "We're going *smurfing* (swimming) on the River *Smurf* today!" ③



2 Read the text again and answer the questions.

- | | |
|------------------------------------|--------------------------------------|
| 1 Where is Winnie the Pooh from? | 4 What's his favourite phrase? |
| 2 Where does he live? | 5 Where do the smurfs live? |
| 3 What does Bugs Bunny like doing? | 6 What's the smurfs' favourite word? |

3 Find the words in the texts.



1



2



3



4



Hi!
I'm Volk. I like to chase Zayats! I can play the guitar and ride a **motorbike**. I can dance and **skate**, too. I'm a very clever **wolf**!






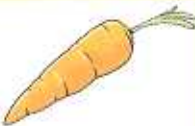




Hello!
My name is Zayats. I'm a **hare** and Volk always tries to catch me! Sometimes, I help Volk when he's in trouble!




4 **Portfolio**: Draw or stick a picture of your favourite cartoon character. Present it to the class.

1 Say which part we eat!


Veggie Power!

	 Bulb	 Root	 Leaves	 Fruit	 Seeds
 Carrot					
 Tomato					
 Garlic					
 Corn					
 Lettuce					

2 Make your Veggie Power salad!



3 Read and complete.



1. A green vegetable. It's nice in sandwiches!
2. This fruit is always on pizzas!
3. This vegetable makes your food tasty!
4. Rabbits love this vegetable!
5. This vegetable is sweet!

Let's play! Veggie Bingo!

1 Read and complete the sentences.


Spring




1) **Bees**

move to a new home.

Summer

Bees fly from flower to flower to
2) 
They make a lot of honey.

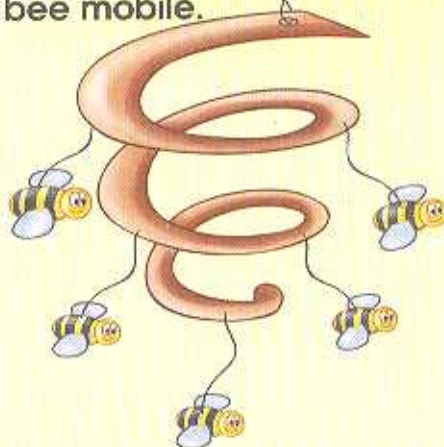
Winter

Bees eat their 3)  It's cold.

Autumn

Bees get their 4)  ready for winter.



2 **Portfolio**: Make a honey bee mobile.



Troll Tales!




1 Listen and read the story.



• Now take roles and read.

Mother's Day

1 Let's sing!



I love you, Mummy,
I really do!
You're always happy
And funny too!
When it is sunny,
I think of you,
I love you, Mummy,
You love me too!

2 My Mummy!





What's the secret message? Use the code to find out.

A = 1	E = 5	I = 9	M = 13	Q = 17	U = 21	Y = 25
B = 2	F = 6	J = 10	N = 14	R = 18	V = 22	Z = 26
C = 3	G = 7	K = 11	O = 15	S = 19	W = 23	
D = 4	H = 8	L = 12	P = 16	T = 20	X = 24	




8 1 22 5 1 23 15 14 4 5 18 6 21 12 4 1 25



Write a secret Mother's Day message. Ask your friend to read it.



Give your mum an award.



Краткие ответы

- Do you like** tomatoes? { **Yes, I do.**
No, I don't.
- Do we like** tomatoes? { **Yes, we do.**
No, we don't.
- Do they like** tomatoes? { **Yes, they do.**
No, they don't.

Неопределённые местоимения
some/any/no

- Мы используем неопределённое местоимение **some** в утвердительных предложениях с исчисляемыми существительными во множественном числе **some pens (apples, books)** и с неисчисляемыми существительными **some ice cream (sugar, rice)**.
*There are **some books** on my desk.*
*There is **some rice** in the cupboard.*
- Мы используем неопределённое местоимение **any** в отрицательных предложениях и вопросах с исчисляемыми существительными во множественном числе и с неисчисляемыми существительными.
*Are there **any children** in the park?*
*Is there **any ice cream** in the fridge?*
*I don't want **any help**.*
- Мы используем **no** в отрицательных предложениях вместо **not ... any**.
*There is **no milk** in the fridge. (There isn't **any milk** in the fridge.)*
*There are **no buses** today. (There aren't **any buses** today.)*
- Мы используем **some** в вопросах, выражающих просьбу или предложение:
*Would you like **some milk**?*
*Can I have **some tea**, please?*

Somebody – Something

- Мы используем **somebody, anybody, nobody**, когда говорим о людях.
- Мы используем **somebody** в утвердительных предложениях.
*There is **somebody** here to talk to you.*
- Мы используем **anybody** в вопросах и отрицаниях.

*Is there **anybody** in the class?*

*There isn't **anybody** there.*

- Мы также используем **nobody** в отрицательных предложениях, при этом глагол употребляется в утвердительной форме.

Сравни:

*There isn't **anybody** in the kitchen.*

*There is **nobody** in the kitchen.*

- Мы используем **something, anything, nothing**, когда говорим о вещах.
- Мы используем **something** в утвердительных предложениях.

*There is **something** in your milk. What is it?*

- Мы используем **anything** в вопросах и отрицаниях.

*Is there **anything** I can do for you?*

- Мы также используем **nothing** в отрицательных предложениях, при этом глагол употребляется в утвердительной форме.

Сравни:

*I'm very thirsty, but there isn't **anything** to drink.*

*I'm very thirsty, but there is **nothing** to drink.*

Module 10

Present simple (настоящее простое время)

Утверждение	Вопрос
I read	Do I read?
You read	Do you read?
He reads	Does he read?
She reads	Does she read?
It reads	Does it read?
We read	Do we read?
You read	Do you read?
They read	Do they read?

- Утвердительное предложение образуется по формуле: **имя существительное** или **личное местоимение (I, you, he, she, it и т. д.) + смысловый глагол**.
- В третьем лице единственного числа (**he, she, it**), к глаголу прибавляется **-s**.
- Отрицание образуется по формуле: **имя**

существительное или личное местоимение (I, you, he, she, it и т. д.) + **do not (don't)** + начальная форма смыслового глагола.

- В третьем лице единственного числа отрицание образуется по формуле: **имя существительное** или **личное местоимение** + **does not (doesn't)** + начальная форма смыслового глагола.
- Вопросительная форма образуется по формуле: **do/does** + **имя существительное** или **личное местоимение (I, you, he, she, it и т. д.)** + начальная форма смыслового глагола.

Do children like ice cream?

Does he go to school?

★ **Запомни**

Окончание **-s** смыслового глагола опускается в вопросительных и отрицательных предложениях в третьем лице единственного числа с **does/doesn't**.

She doesn't remember their address.

- Мы используем Present Simple, когда речь идёт о действиях, происходящих регулярно.

I run in the park at seven o'clock every day.

Предлоги времени

- Мы используем предлог **in** перед названиями времени суток и времён года.

In the morning/afternoon/evening

In winter/spring/summer

- Мы используем предлог **at** перед некоторыми названиями времени суток, а также при указании определённого времени.

At noon/night

At five o'clock

- Мы используем предлог **on** с названиями дней недели.

On Monday/Tuesday/Saturday

Словарь

А а

a lot of /ə 'lɒt əv/ много

afternoon /ɑ:ftə'nu:n/ время после полудня

in the afternoon – днём

agent /'eɪdʒənt/ агент

secret agent – секретный агент

air /eə/ воздух

aluminium /,ælə'mɪniəm/ алюминиевый

always /'ɔ:lweɪz/ всегда

amazing /ə'meɪzɪŋ/ удивительный

another /ə'nʌðə/ другой

ant /ænt/ муравей

armchair /'ɑ:mtʃeə/ кресло

arrive /ə'raɪv/ приезжать

astronaut /'æstrənɔ:t/ астронавт

autumn /'ɔ:təm/ осень

В в

baby /'beɪbi/ малыш

balcony /'bælkəni/ балкон

banana /bə'nɑ:nə/ банан

bandage /'bændɪdʒ/ повязка, бинт

bath /bɑ:θ/ ванна

have a bath – принимать ванну

bathroom /'bɑ:θru:m/ ванная комната

beach /bi:tʃ/ пляж

beautiful /'bjʊ:tɪf(ə)l/ красивый

bed /bed/ кровать

go to bed – ложиться спать

bedroom /'bedru:m/ спальня

bee /bi:/ пчела

beetle /'bi:tl/ жук

behind /bɪ'hɑɪnd/ сзади

best /best/ лучший

big /bɪg/ большой

bike /baɪk/ велосипед

billion /'bɪljən/ миллион

bird /bɜ:d/ птица

black /blæk/ чёрный

blue /blu:/ синий

boat /bəʊt/ лодка

bookcase /'bʊkkeɪs/ книжный шкаф

boot /bu:t/ ботинок

bow /baʊ/ кланяться

branch /brɑ:ntʃ/ ветка

brave /breɪv/ смелый

bread /bred/ хлеб

breakfast /'brekfəst/ завтрак

have breakfast – завтракать

bring /brɪŋ/ приносить

brother /'brʌðə/ брат

bug /bʌg/ жук

build /bɪld/ строить

bulb /bʌlb/ лампочка

burger /'bɜ:gə/ бургер

bus /bʌs/ автобус

butter /'bʌtə/ масло

butterfly /'bʌtəflaɪ/ бабочка

С с

cake /keɪk/ торт, пирожное

fairy cake – волшебное пирожное

call /kɔ:l/ называть, звать; звонить

camera /'kæm(ə)rə/ фотоаппарат

car /kɑ:/ машина

carpet /'kɑ:pɪt/ ковёр

carrot /'kærət/ морковь

carry /'kæri/ носить

carry on – продолжать

castle /'kɑ:sl/ замок

cat /kæt/ кошка

caterpillar /'kætəpɪlə/ гусеница

catch /kætʃ/ ловить

CD /si: 'di/ компакт-диск

celebrate /'seləbreɪt/ праздновать

cereal /'sɪəriəl/ кукурузные хлопья

chair /tʃeə/ стул

champion /'tʃæmpɪən/ чемпион

chase /tʃeɪs/ преследовать

cheer /tʃɪə/ подбадривать команду

chess /tʃes/ шахматы

chicken /'tʃɪkɪn/ курица

chocolate /'tʃɒk(ə)lət/ шоколад

choose /tʃu:z/ выбирать

cinema /'sɪnəmə/ кинотеатр

circle /'sɜ:kəl/ круг

city /'sɪti/ город

clap /klæp/ хлопать (в ладоши)

clean /kli:n/ чистый

clear /kliə/ прозрачный

clever /'klevə/ умный

climb /klaɪm/ взбираться

clock /klɒk/ часы

cloud /klaʊd/ облако

dark cloud – туча

cold /kəʊld/ холодный

It's cold! – Холодно!

collect /kə'lekt/ собирать

comb /kəʊm/ причёсываться

come /kʌm/ приходить

come back – возвращаться

come from – быть родом из

come in – входить

come out – выходить

computer /kəm'pjʊtə/ компьютер

contest /'kɒntest/ соревнование

cooker /'kʊkə/ плита

cool /ku:l/ классный

corn /kɔ:n/ кукуруза

costume /'kɒstjʊm/ карнавальный
костюм

colour /'kʌlə/ 1. цвет;

2. раскрашивать

count /kaʊnt/ считать

count on – рассчитывать на

cow /kaʊ/ корова

crocodile /'krɒkədaɪl/ крокодил

cross /krɒs/ 1. крестик;

2. переходить

crossing /'krɒsɪŋ/ пешеходный переход

cry /kraɪ/ кричать

Словарь

cry out – выкрикивать

cupboard /'kʌbəd/ кухонный шкафчик

curtain /'kɜ:t(ə)n/ занавеска

cushion /'kʊʃ(ə)n/ диванная подушка

cut /kʌt/ порез

D d

daddy /'dædi/ папа

dance /dɑ:ns/ 1. танец;
2. танцевать

dark /dɑ:k/ тёмный

daughter /'dɔ:tə/ дочь

decide /di'saɪd/ решать

delicious /di'liʃəs/ вкусный

desk /desk/ парта

dinner /'dɪnə/ ужин

dirty /'dɜ:ti/ грязный

dog /dɒg/ собака

doll /dɒl/ кукла

door /dɔ:/ дверь

draw /drɔ:/ рисовать

dress /dres/ платье

drink /drɪŋk/ пить

duck /dʌk/ утка

during /'djʊərɪŋ/ во время

E e

ear /ɪə/ ухо

Earth /ɜ:θ/ Земля

eat /i:t/ есть

energy /'enədʒi/ энергия

egg /eg/ яйцо

elephant /'elɪfənt/ слон

elf /elf/ эльф

England /'ɪŋɡlənd/ Англия

enjoy /ɪn'dʒɔɪ/ наслаждаться

environment /ɪn'vaɪr(ə)nmənt/

окружающая среда

evening /'i:vnɪŋ/ вечер

excited /ɪk'saɪtɪd/ взволнованный

extra /'ekstrə/ лишний, дополнительный

eye /aɪ/ глаз

F f

fall /fɔ:l/ падать

family /'fæm(ə)li/ семья

fantastic /fæn'tæstɪk/ потрясающий

far /fɑ:/ далеко

far too high – слишком высоко

farm /fɑ:m/ ферма

fat /fæt/ толстый

favourite /'feɪv(ə)rɪt/ любимый

feast /fi:st/ пир

field /fi:ld/ поле

fight /faɪt/ драться

finger /'fɪŋɡə/ палец

fireplace /'faɪəpleɪs/ камин

first /fɜ:st/ первый

fish /fɪʃ/ рыба

flat /flæt/ примятый

floor /flɔː/ пол, этаж

flour /'flaʊə/ мука

fly /flaɪ/ летать

fly away – улетать

food /fuːd/ еда

forest /'fɒnst/ лес

France /frɑːns/ Франция

fresh /freʃ/ свежий

Friday /'fraɪdeɪ/ пятница

fridge /'frɪdʒ/ холодильник

friend /frend/ друг

best friend – лучший друг

frog /frɒg/ лягушка

fruit /fru:t/ фрукт

fun /fʌn/ веселье

funfair /'fʌnfɛə/ ярмарка

funny /'fʌni/ смешной

G g

game /geɪm/ игра

computer game – компьютерная игра

garage /'gærɑːʒ/ гараж

garden /'gɑːd(ə)n/ сад

garlic /'gɑːlɪk/ чеснок

Germany /'dʒɜːmənɪ/ Германия

get /get/ получать; становиться

get up – вставать

ghost /gɔːst/ привидение

giraffe /dʒɪ'rɑːf/ жираф

give /gɪv/ давать

glass /glɑːs/ стакан

crystal glass – хрустальный стакан

glasses /'glɑːsɪz/ очки

go /gəʊ/ идти, ехать

go away – уходить

go back – возвращаться

goat /gəʊt/ козёл

gold /gəʊld/ золото

grandpa /'grænpɑː/ дедушка

grass /grɑːs/ трава

green /griːn/ зелёный

grey /greɪ/ серый

ground /graʊnd/ земля

grow /grəʊ/ расти

guard /gɑːd/ охранять

guest /gest/ гость

guess /ges/ угадывать

guitar /gɪ'tɑː/ гитара

H h

hair /heə/ волосы

halfway /'hɑːfweɪ/ полчаса

hand /hænd/ рука (кисть)

handsome /'hænsəm/ красивый

happen /'hæp(ə)n/ случаться

What's happening? – Что происходит?

happily /'hæpɪli/ счастливо

happily ever after – долго и счастливо

hare /heə/ заяц

Словарь

head /hed/ голова

hear /hiə/ слышать

hear about – слышать о

heart /hɑ:t/ сердце

help /help/ помогать

herself /hə'self/ сама себя

hide /haɪd/ прятать(ся)

high /haɪ/ 1. высокий;

2. высоко

hippo /'hɪpəʊ/ гиппопотам

homework /'həʊmwɜ:k/ домашняя
работа

do homework – делать уроки

honest /'ɒnɪst/ честный

honey /'hʌni/ мёд

hop /hɒp/ прыгать

hop away – ускакать

horse /hɔ:s/ лошадь

hot /hɒt/ жаркий

It's hot! – Жарко!

hot dog – хот-дог

hour /'aʊə/ час

house /haʊs/ дом

hungry /'hʌŋɡri/ голодный

husband /'hʌzbænd/ муж

I i

ice cream /aɪs 'kri:m/ мороженое

ice-skating /aɪs 'skeɪtɪŋ/ катание на
коньках

idea /aɪ'di:ə/ идея

Good idea! – Хорошая идея!

indeed /ɪn'di:d/ действительно

information /,ɪnfə'meɪʃ(ə)n/ информация

insect /'ɪnsɛkt/ насекомое

invite /ɪn'vaɪt/ приглашать

itsy-bitsy /ɪtsɪ 'bɪtsɪ/ крошечный

J j

jacket /dʒækt/ куртка

Japan /dʒə'pæn/ Япония

jar /dʒɑ:/ кувшин

jogging /'dʒɒɡɪŋ/ бегать

go jogging – ходить на пробежку

join /dʒɔɪn/ соединять,

присоединяться

joy /dʒɔɪ/ радость

juggle /'dʒʌɡl/ жонглировать

juice /dʒu:s/ сок

jump /dʒʌmp/ прыгать

jumper /'dʒʌmpə/ джемпер

K k

kind /kaɪnd/ 1. вид;

2. добрый

king /kɪŋ/ король

kitchen /'kɪtʃɪn/ кухня

kite /kaɪt/ воздушный змей

knife /naɪf/ нож

know /nəʊ/ знать

let me know – дай мне знать



L I

ladybird /'leɪdɪbɜ:d/ божья коровка
lamp /læmp/ лампа
land /lænd/ страна, земля
last /lɑ:st/ последний
 at last – наконец
late /leɪt/ поздно
later /'leɪtə/ позже
laugh /lɑ:f/ смеяться
 make someone laugh – смешить
 кого-либо
leaf /li:f/ листок
leave /li:v/ покидать, оставлять
left /left/ 1. левый;
 2. налево
leg /leg/ нога
letter /'letə/ письмо
lettuce /'letɪs/ зелёный салат
lie /laɪ/ лгать, обманывать
light /laɪt/ светлый
lion /'laɪən/ лев
little /'lɪl/ маленький
live /lɪv/ жить
living room /'lɪvɪŋru:m/ гостиная
look /lʊk/ смотреть
 look at – смотреть на
lorry /'lɒri/ грузовик
loud /laʊd/ громкий
love /lʌv/ любить
lovely /'lʌvli/ прелестный

luck /lʌk/ удача

Try your luck. – Испытай удачу.

lunch /lʌntʃ/ трапеза в середине дня,
обед, ланч
lunch box – коробка для обеда
lunchtime – время обеда

M m

magic /'mædʒɪk/ 1. волшебство;
 2. волшебный

magician /mæ'dʒɪj(ə)n/ волшебник

make /meɪk/ делать

marry /'mæri/ жениться, выходить
замуж

Mars /mɑ:z/ Марс

meal /mi:l/ трапеза

meat /mi:t/ мясо

meet /mi:t/ встречать

Nice to meet you. – Приятно
познакомиться.

mess /mes/ беспорядок

What a mess! – Какой беспорядок!

milk /mɪlk/ молоко

minute /'mɪni/ минута

mirror /'mɪrə/ зеркало

moment /'mɒmənt/ момент

Monday /'mʌndeɪ/ понедельник

monkey /'mʌŋki/ обезьяна

morning /'mɔ:niŋ/ утро

mother /'mʌðə/ мать

Словарь

Mother's Day /'mʌðəz deɪ/ День

матери

motorbike /'məʊtəbaɪk/ мотоцикл

mouse /maʊs/ мышь

mouth /maʊθ/ рот

mug /mʌɡ/ кружка

mummy /'mʌmɪ/ мама

mushroom /'mʌʃrʊm/ гриб

music /'mju:zɪk/ музыка

listen to music – слушать музыку

must /mʌst/ должен

N n

need /ni:d/ нуждаться

in need – в нужде

nest /nest/ гнездо

new /nju:/ новый

next to /'nekst tə/ рядом с

nice /naɪs/ милый

night /naɪt/ ночь, вечер

noise /nɔɪz/ шум

nose /nəʊz/ нос

nothing /'nʌθɪŋ/ ничего

It's nothing. – Ничего страшного.

number /'nʌmbə/ номер, число

nut /nʌt/ орех

O o

old /əʊld/ старый

How old are you? – Сколько тебе

лет?

outside /'aʊt'saɪd/ снаружи

P p

pack /pæk/ укладывать

palace /'pæləs/ дворец

park /pɑ:k/ парк

animal park – зоопарк

party /'pɑ:tɪ/ вечеринка

birthday party – вечеринка в честь
дня рождения

pea /pi:/ горошина

permission /pə'mɪʃ(ə)n/ разрешение

person /'pɜ:s(ə)n/ человек

phone /fəʊn/ телефон

pick /pɪk/ собирать

picture /'pɪktʃə/ рисунок, картинка

pineapple /'paɪnæpl/ ананас

pink /pɪŋk/ розовый

place /pleɪs/ место

planet /'plænət/ планета

plant /plɑ:nt/ растение

plate /pleɪt/ тарелка

play /pleɪ/ играть

point /pɔɪnt/ указывать

poor /pɜ:/ бедный

potato /pə'teɪtəʊ/ картофель

power /'paʊə/ энергия

pretty /'prɪtɪ/ хорошенький

princess /prɪn'ses/ принцесса

problem /'prɒbləm/ проблема
produce /prə'dju:s/ производить
pumpkin /'pʌmpkɪn/ тыква
purple /'pɜ:pl/ фиолетовый
put on – одевать

Q q

quick /kwɪk/ быстрый
quite /kwaɪt/ довольно

R r

radio /'reɪdɪəʊ/ радио
rain /reɪn/ дождь
It's raining! – Идёт дождь!
really /'ri:əli/ действительно
red /red/ красный
rhino /'raɪnəʊ/ носорог
rice /raɪs/ рис
rich /rɪtʃ/ богатый
ride /raɪd/ кататься верхом
 amusement ride – карусель
 ride off – уезжать
right /raɪt/ 1. право;
 2. правильный
ring /rɪŋ/ кольцо
role /rəʊl/ роль
roller skates /'rəʊlə skeɪts/ ролики
root /ru:t/ корень
run /rʌn/ бежать
 run away – убежать

run back – возвращаться

S s

safari /sə'fa:ri/ сафари
safe /seɪf/ безопасный
sandwich /'sænwɪdʒ/ бутерброд
Saturday /'sætədeɪ/ суббота
sausage /'sɒsɪdʒ/ сосиска
say /seɪ/ говорить
school /sku:l/ школа
schoolbag /'sku:l bæɡ/ портфель, ранец
seal /si:l/ тюлень, морской котик
season /'si:z(ə)n/ время года
second /'sek(ə)nd/ второй
seed /si:d/ семечко
serve /sɜ:v/ обслуживать, подавать
shake /ʃeɪk/ трясти
sheep /ʃi:p/ овца
shine /ʃaɪn/ светить
shirt /ʃɜ:t/ рубашка
shocked /'ʃɒkt/ потрясённый
shoe /ʃu:/ туфля
shorts /ʃɔ:ts/ шорты
shout /ʃaʊt/ кричать
shower /'ʃaʊə/ душ
have a shower – принимать душ
silly /'sɪli/ глупый
sing /sɪŋ/ петь
sink /sɪŋk/ раковина
sister /'sɪstə/ сестра



Словарь

sit /sɪt/ сидеть

skate /skeɪt/ кататься на коньках

skirt /skɜ:t/ юбка

sky /skaɪ/ небо

sleep /sli:p/ читать

snow /snəʊ/ снег

It's snowing! – Идёт снег!

snowman /'snəʊmæn/ снеговик

sock /sɒk/ носок

sofa /'səʊfə/ диван

someone /'sʌmwʌn/ кто-то

son /sʌn/ сын

soon /su:n/ снова

space /speɪs/ космос

spaghetti /spə'ɡeti/ спагетти

Spain /speɪn/ Испания

spider /'spaɪdə/ паук

spring /sprɪŋ/ весна

spy /spaɪ/ шпион

star /stɑ:/ звезда

stay /steɪ/ оставаться

stone /stəʊn/ камень

strange /streɪndʒ/ странный

strawberry /'strɔ:bəri/ клубника

suddenly /'sʌd(ə)nli/ неожиданно, вдруг

sugar /'ʃʊɡə/ сахар

summer /'sʌmə/ лето

sun /sʌn/ солнце

Sunday /'sʌndeɪ/ воскресенье

sunny /'sʌni/ солнечный

It's sunny! – Солнечно!

supper /'sʌpə/ ужин

surprise /sə'praɪz/ удивление

sushi /'su:ʃi/ суши

sweet /swi:t/ сладкий, милый

swim /swɪm/ плавать

T t

table /'teɪb(ə)/ стол

take /teɪk/ брать

take away – убирать

take off – снимать (одежду)

tall /tɔ:l/ высокий

tasty /'teɪsti/ вкусный

tea /ti:/ чай

teacher /'ti:tʃə/ учитель

team /ti:m/ команда

football team – футбольная команда

teddy bear /'tedi beə/ плюшевый медвежонок

tell /tel/ рассказывать

tenth /tenθ/ десятый

think /θɪŋk/ думать

third /θɜ:d/ третий

thunder /'θʌndə/ гром

sound of thunder звук грома

Thursday /'θɜ:zdeɪ/ четверг

time /taɪm/ время

toast /təʊst/ тост



together /tə'geðə/ вместе

tomato /tə'mɑ:təʊ/ помидор

tonne /tʌn/ тонна

top /tɒp/ верхушка

touch /tʌtʃ/ трогать

tower /taʊə/ башня

town /taʊn/ город

tractor /'træktə/ трактор

train /treɪn/ поезд

trainers /'treɪnəz/ кроссовки

tree /tri:/ дерево

trouble /'trʌbl/ неприятность

be in trouble – быть в беде

trousers /'traʊzəz/ брюки

T-shirt /ti:ʃɜ:t/ рубашка

Tuesday /'tju:zdeɪ/ вторник

tummy /'tʌmi/ животик

turkey /'tɜ:kɪ/ индейка

turn /tɜ:n/ 1. очередь;

2. поворачивать

turn around – поворачиваться

turn back – повернуть назад

TV /ti:vi/ телевизор

watch TV – смотреть телевизор

U u

ugly /ʌɡli/ некрасивый, страшный

UK /ju: 'keɪ/ Соединённое Королевство

Великобритании

under /ʌndə/ под

until /(ə)n'tɪl/ до тех пор, пока

USA /ju: es 'eɪ/ США

V v

vase /vɑ:z/ ваза

vegetable /'vedʒtəbl/ овощ

W w

wait /weɪt/ ждать

wall /wɔ:l/ стена

wardrobe /'wɔ:drəʊb/ шкаф для одежды

warm /wɔ:m/ тёплый

wash /wɒʃ/ мыть(ся)

water /'wɔ:tə/ вода

wave /weɪv/ махать

way /weɪ/ путь

get in someone's way – помешать

кому-либо

on the way – по пути

wear /weə/ носить (одежду)

weather /'weðə/ погода

weekend /'wi:kənd/ выходные

weight /weɪt/ вес

what /wɒt/ что

What's he like? – Каков он из себя...?

What's the time? – Сколько времени?

What's the weather like? – Какая погода?

Словарь

Wednesday /ˈwenzdeɪ/ среда

wet /wet/ мокрый

get wet – промокнуть

wheat /wi:t/ пшеница

wheel /wi:l/ колесо

where /weə/ где

white /waɪt/ белый

wife /waɪf/ жена

window /ˈwɪndəʊ/ окно

windy /ˈwɪndɪ/ ветренный

It's windy! – Ветрено!

wing /wɪŋ/ крыло

winter /ˈwɪntə/ зима

wolf /wʊlf/ волк

wonder /ˈwʌndə/ чудо

wooden /ˈwʊd(ə)n/ деревянный

wool /wʊl/ шерсть

work /wɜ:k/ 1. работа;

2. работать

go to work – ходить на работу

worm /wɜ:m/ червяк

worry /ˈwʌrɪ/ волноваться

Don't worry. – Не волнуйся.

wrong /rɒŋ/ неверный

What is wrong with ... ? – Что

случилось с...?

У у

yellow /ˈjeləʊ/ жёлтый



Starlight 3



ISBN 978-5-09-020939-7



9 785090 209397



ПРОСВЕЩЕНИЕ
ИЗДАТЕЛЬСТВО



Express Publishing